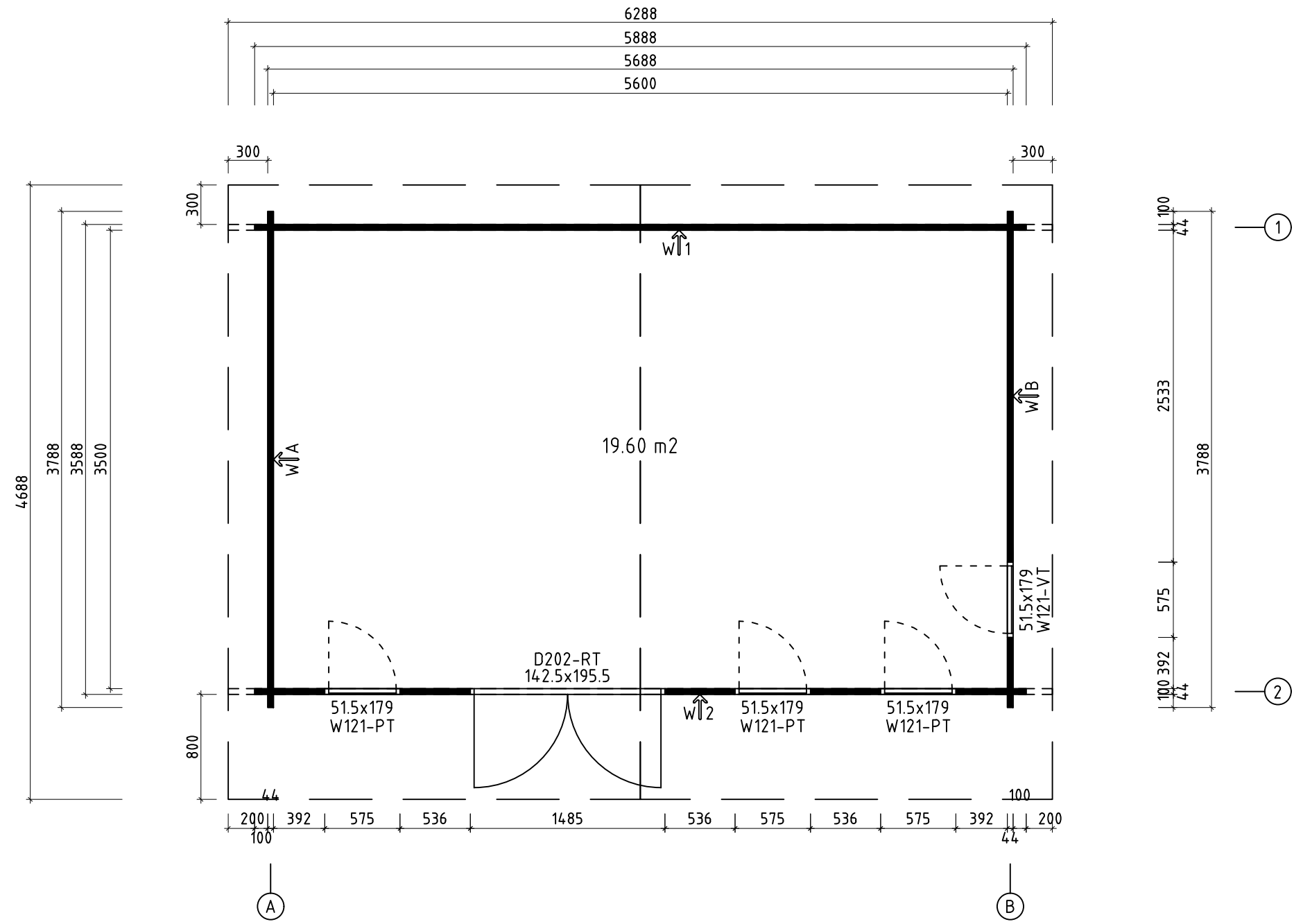


Name		Bingham 6 379x589/44					
Zeichnung/Drawing		3D					
Mafstab/Scale	1:40	Profil/Profile	4.4x13.5	Druck auf/ Print on	A3	Datum/Date	20.01.2022

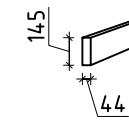
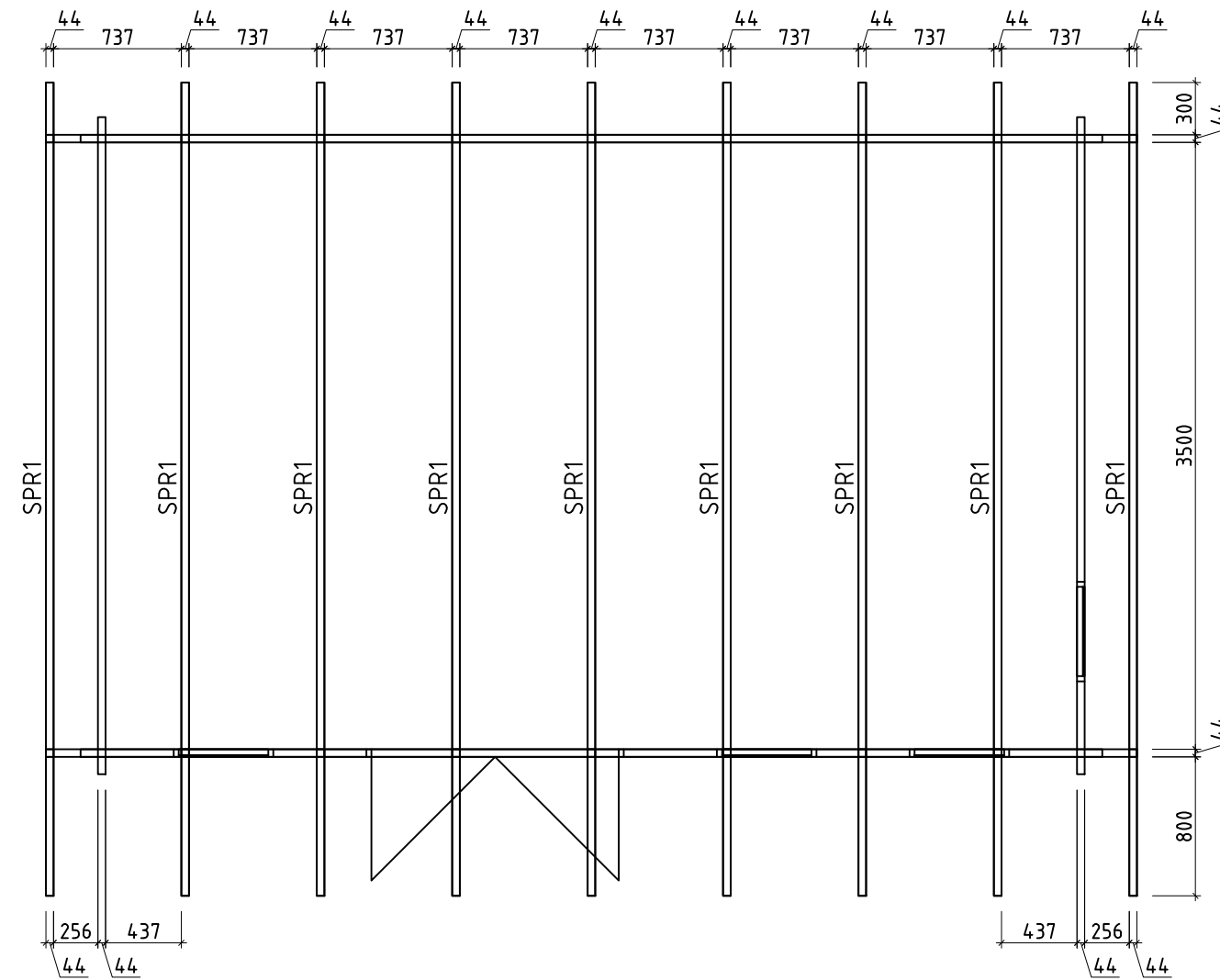


Q4 – Qualitätsklasse für Fenster und Türen/  
Quality class for windows and doors

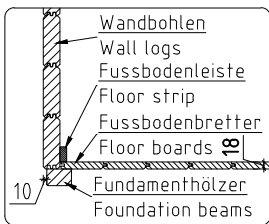
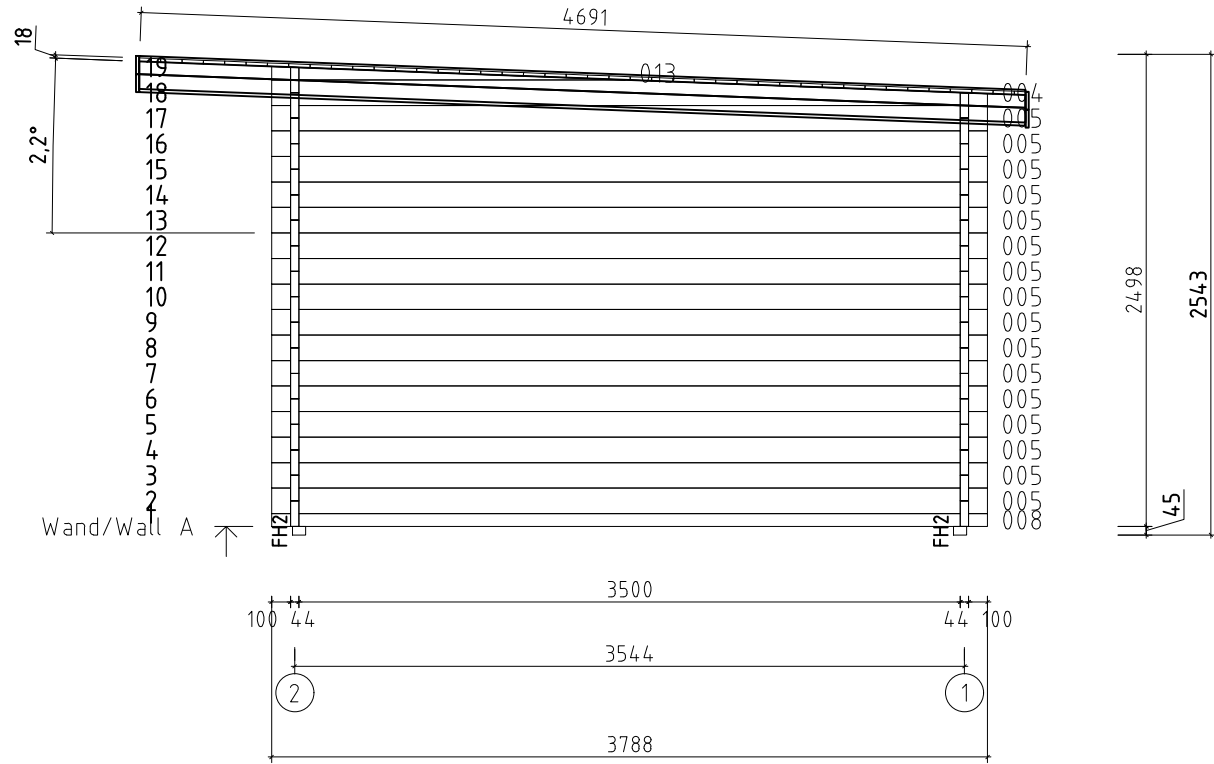
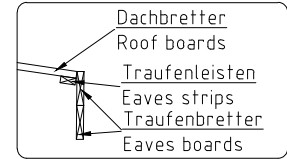
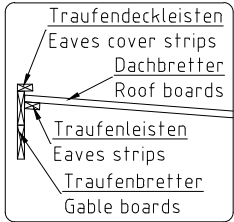
\* Fenster und Türen sind ohne Sprossen  
Windows and doors are without muntins

Name		Bingham 6 379x589/44		
Zeichnung/Drawing		Grundplan; Plan		
Maßstab/Scale	1:40	Profil/Profile	4.4x13.5	Druck auf/ Print on
			A3	Datum/Date
				20.01.2022

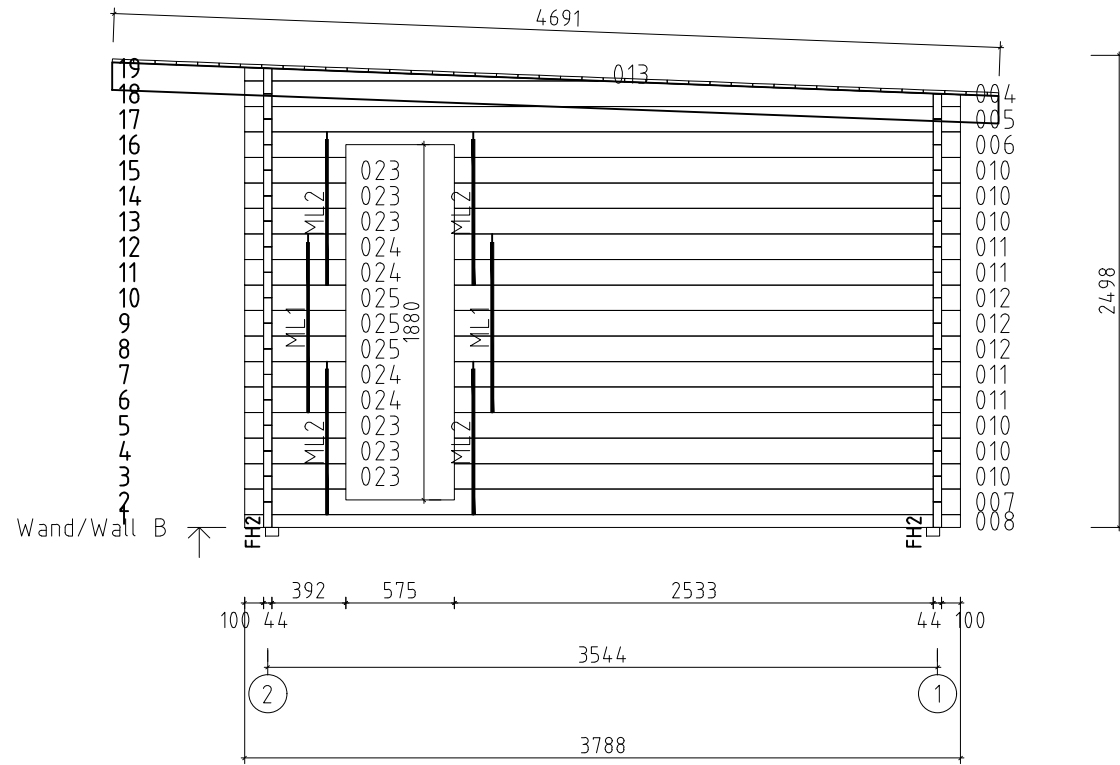




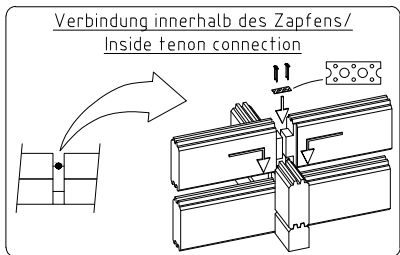
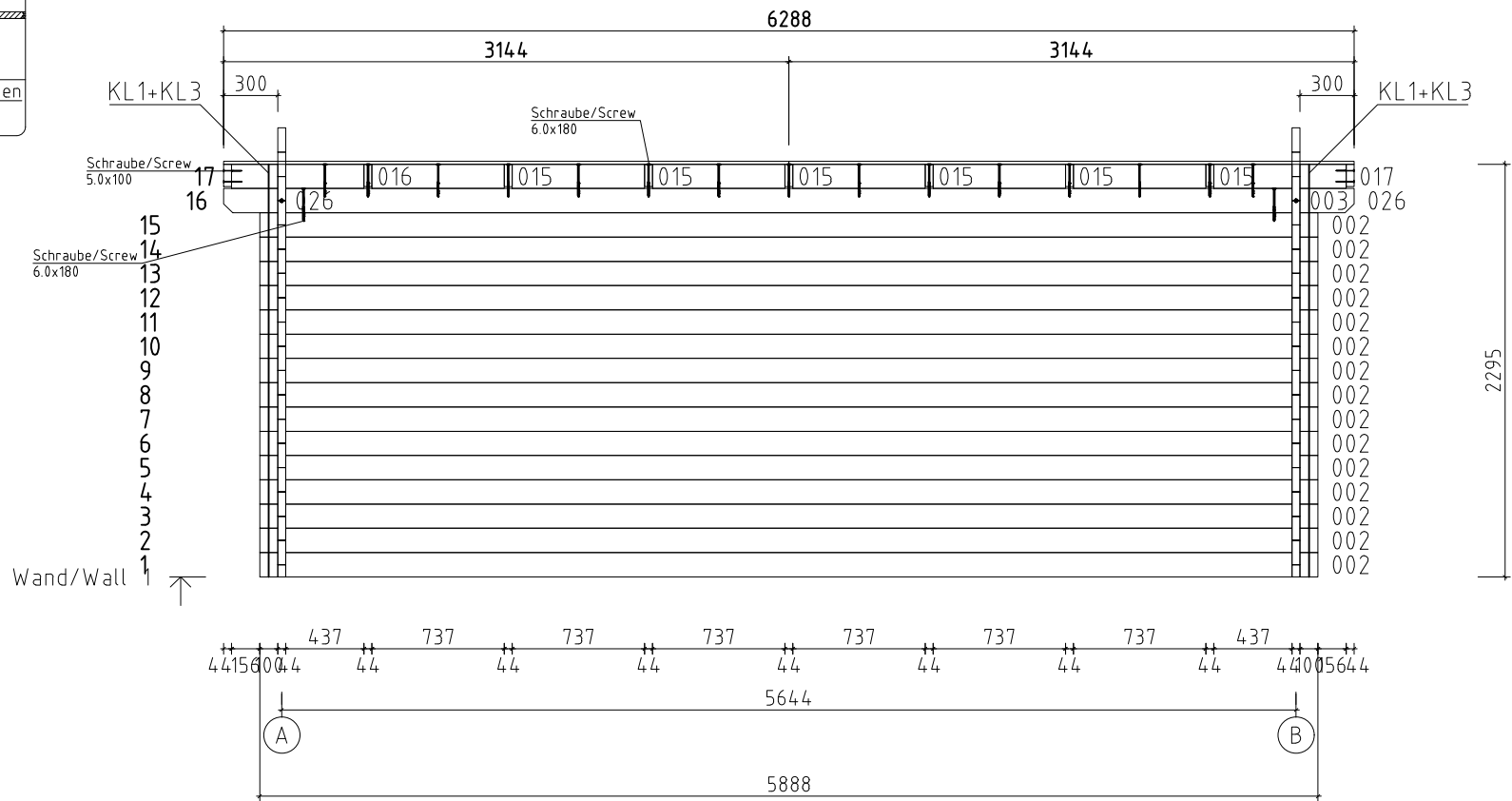
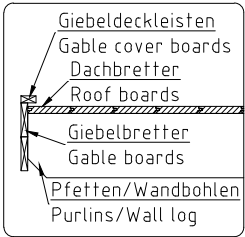
Name	Bingham 6 379x589/44		
Zeichnung/Drawing	Sparren; Rafters		
Maßstab/Scale	1:40	Profil/Profile	4.4x13.5
		Druck auf/Print on	A3
		Datum/Date	20.01.2022



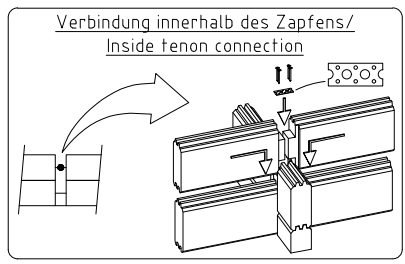

Name				Bingham 6 379x589/44	
Zeichnung/Drawing				WAND/WALL A	
Maßstab/Scale	1:40	Profil/Profile	4.4x13.5	Druck auf/Print on	A4
				Datum/Date	20.01.2022



Name				Bingham 6 379x589/44	
Zeichnung/Drawing				WAND/WALL B	
Maßstab/Scale	1:40	Profil/Profile	4.4x13.5	Druck auf/ Print on	A4
				Datum/Date	20.01.2022

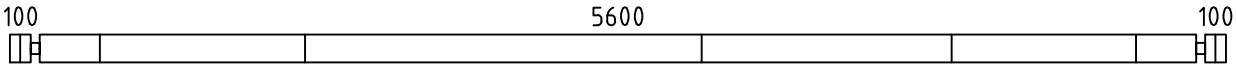
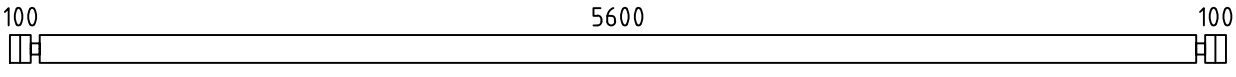

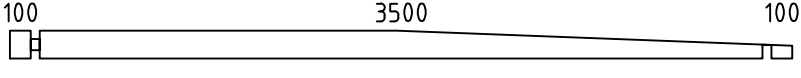
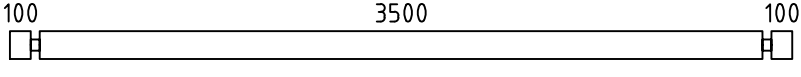
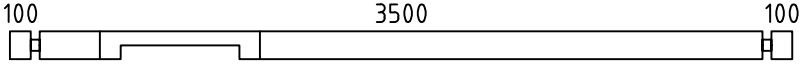
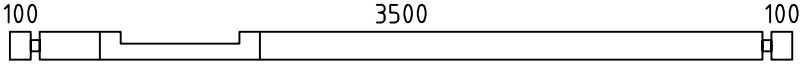
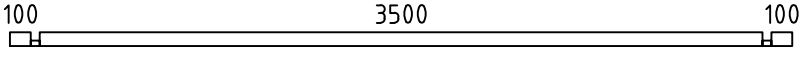
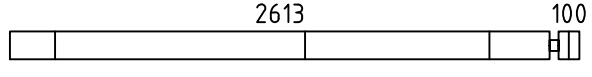
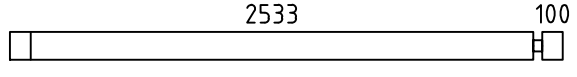
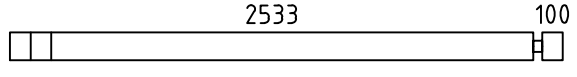
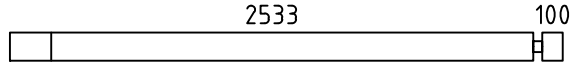

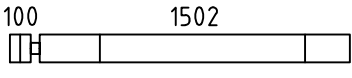

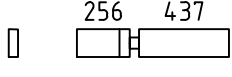
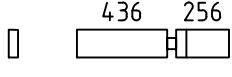
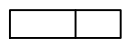
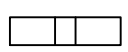
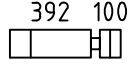
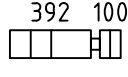
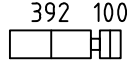
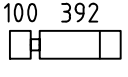
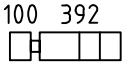
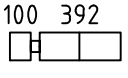









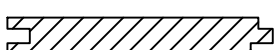





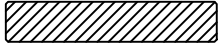




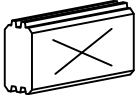






Name				Bingham 6 379x589/44	
Zeichnung/Drawing				WAND/WALL 1	
Maßstab/Scale	1:40	Profil/Profile	4.4x13.5	Druck auf/Print on	A4
				Datum/Date	20.01.2022




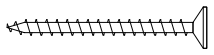
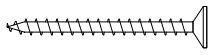
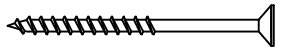
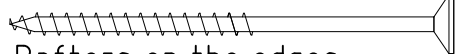
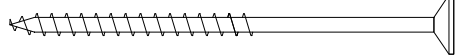


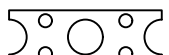
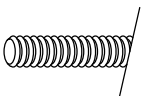
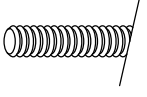
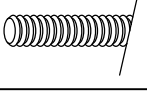


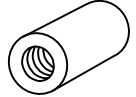
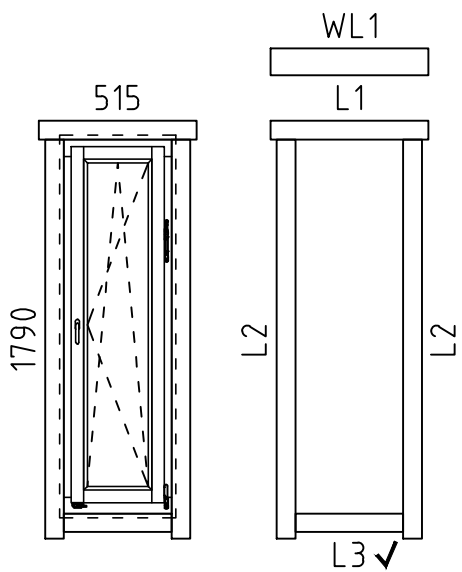


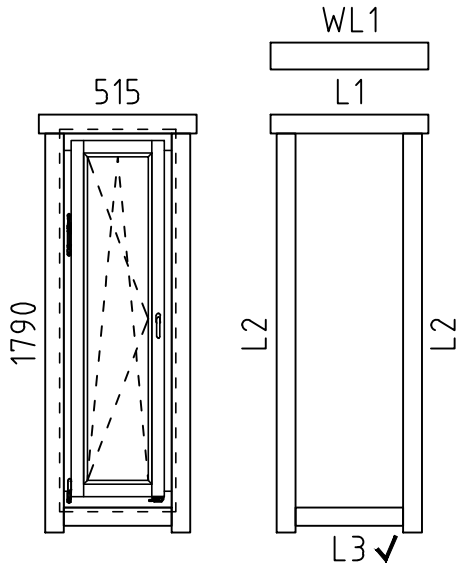
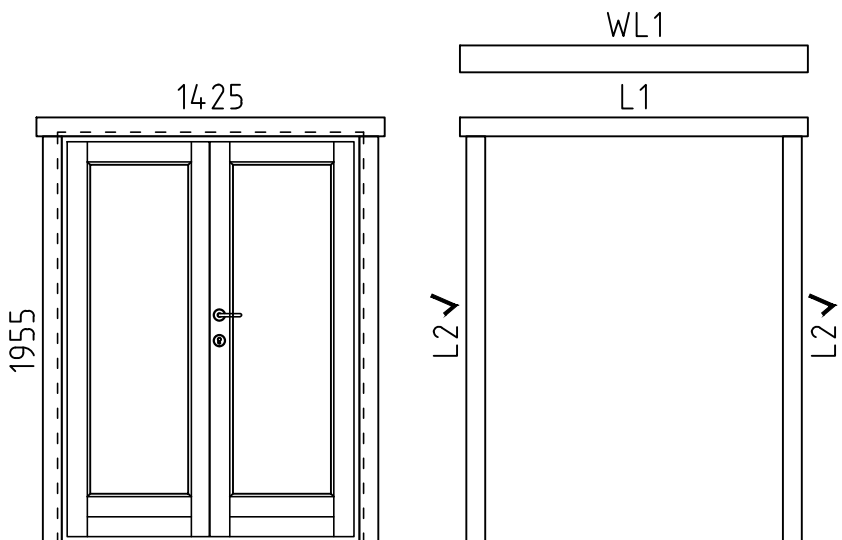
Name				Bingham 6 379x589/44	
Zeichnung/Drawing				WAND/WALL 2	
Maßstab/Scale	1:40	Profil/Profile	4.4x13.5	Druck auf/ Print on	A4
				Datum/Date	20.01.2022



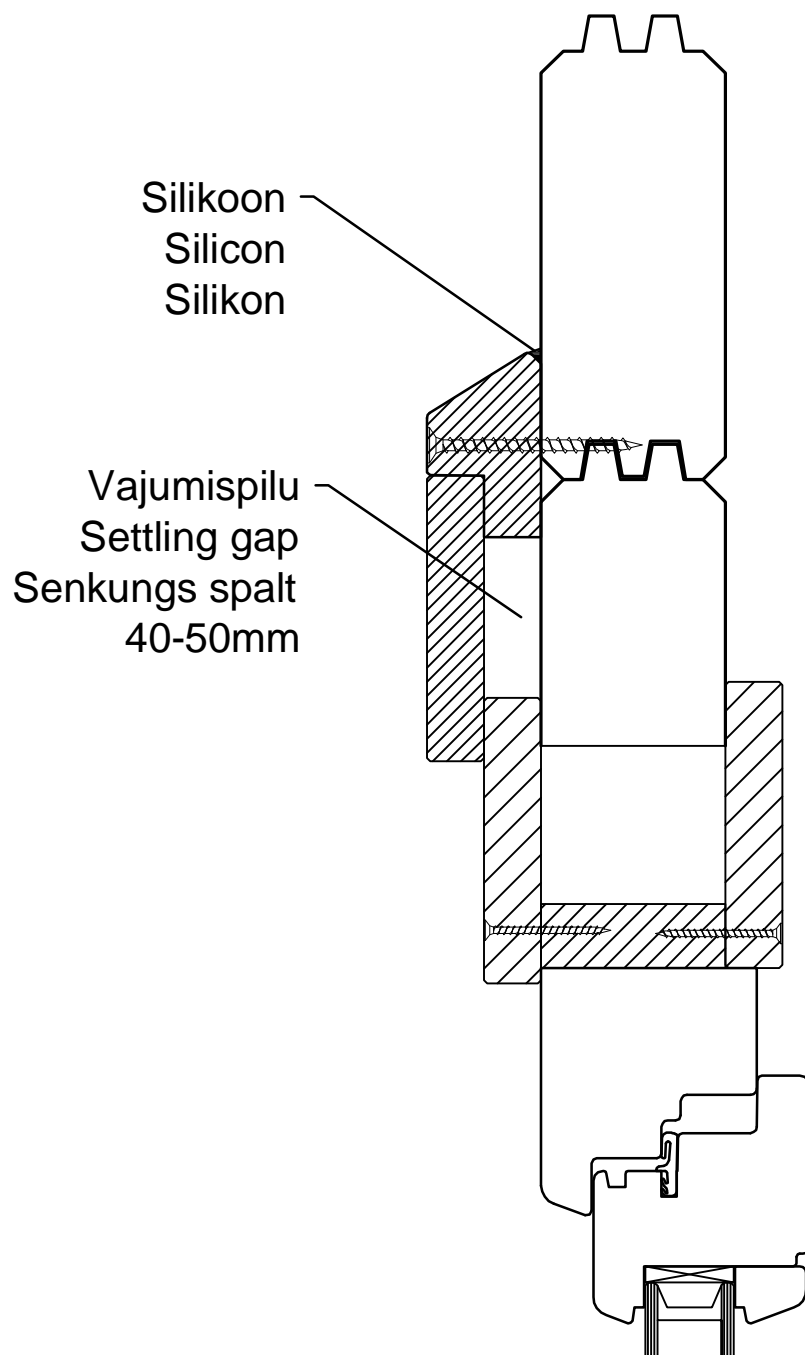
Pos	Teileliste/Specification Bingham 6 379x589/44	Stck Pcs.	Profil Profile (mm)	Länge Length (mm)
	<u>Achtung!</u> Die Giebelbohlen können teilweise schon vormontiert sein! Bitte beachten - diese erscheinen nicht ganz so wie in der Teileliste beschrieben.			
	<u>Notice!</u> The gable pieces can be partly pre-assembled! Please notice - those differ from the description given in the specification list.			
001		1	44x135	5888
002		15	44x135	5888
003		2	44x135	5644
004		2	44x135	3788
005		17	44x135	3788
006		1	44x135	3788
007		1	44x135	3788
008		2	44x68	3788
009		1	44x135	2757
010		6	44x135	2677
011		4	44x135	2677
012		3	44x135	2677
013		2	44x71	1872
014		1	44x135	1646
015		12	44x135	736
016		2	44x135	737
017		2	44x135	736
018		30	44x135	536
019		12	44x135	536
020		16	44x135	536
021		8	44x135	536
022		4	44x135	536
023		6	44x135	536
024		4	44x135	536
025		3	44x135	536
Kood	Bingham 6 379x589/44	Materjal		Leht 1/4

Pos	Teileliste/Specification Bingham 6 379x589/44		Stck Pcs.	Profil Profile (mm)	Länge Length (mm)
026			4	44x135	322
FH2	FUNDAMENTHOLZ (imprägniert) - FOUNDATION BEAM (impregnated) 		2	70x45	5668
FH3	FUNDAMENTHOLZ (imprägniert) - FOUNDATION BEAM (impregnated) 		5	70x45	5528
FH1	FUNDAMENTHOLZ (imprägniert) - FOUNDATION BEAM (impregnated) 		2	70x45	3428
FH4	FUNDAMENTHOLZ (imprägniert) - FOUNDATION BEAM (impregnated) 		1	70x45	1485
SPR1	SPARREN - RAFTERS 		9	44x145	4697
	DACHBRETTER - ROOF BOARDS		84+2	113x18	3145
	FUSSBODENBRETTER - FLOOR BOARDS		50+1	113x18	3495
	DECKENLEISTEN - CEILING STRIPS	 ✓		15x28	34,0 lfm/rm
	FUSSBODENLEISTEN - FLOOR STRIPS	 ✓		18x40	20,0 lfm/rm
G01-1	GIEBELBRETTER - GABLE BOARDS 18x95	 ✓	4	18x95	4740
G05-1	GIEBELDECKLEISTEN - GABLE COVER STRIPS 18x40	 ✓	2	18x40	4690
T01-1	TRAUFBRETTER - EAVES BOARDS 18x95		4	18x95	3145
T01-2	TRAUFBRETTER - EAVES BOARDS 18x95		4	18x95	3163
T04-1	TRAUFENDECKLEISTEN - EAVES COVER STRIPS 18x40		2	18x40	3163
T06-1	TRAUFENLEISTEN - EAVES STRIPS 18x40	 ✓		18x40	13,0 lfm/rm
ML1	Metallstange - Metal bar		12	D10	900
ML2	Metallstange - Metal bar		9	D10	770
SH	SCHLAGHÖLZER - MOUNTING PIECES		3		
NG2 550	NÄGEL - NAILS 2.5x50 Dachbretter - Roof boards		840		
NG2 550	NÄGEL - NAILS 2.5x50 Fussbodenbretter - Floor boards		700		
SR3 030	Schrauben - Screws 3.0x30 Deckenleisten - Ceiling strips		68		
SR3 030	Schrauben - Screws 3.0x30 Fussbodenleisten - Floor strips		40		
SR3 030	Schrauben - Screws 3.0x30 Traufenleisten - Eaves strips		32		
SR3 545	Schrauben - Screws 3.5x45 Giebelbretter - Gable boards		44		
Kood	Bingham 6 379x589/44		Materjal		Leht 2/4

Pos	Teileliste/Specification Bingham 6 379x589/44		Stck Pcs.	Profil Profile (mm)	Länge Length (mm)
SR3 545	Schrauben - Screws 3.5x45	Giebeldeckleisten - Gable cover strips 	22		
SR3 545	Schrauben - Screws 3.5x45	Traufenbretter - Eaves boards 	64		
SR3 545	Schrauben - Screws 3.5x45	Traufendeckleisten - Eaves cover boards 	16		
SR354 5-001	Schrauben - Screws 3.5x45	Verbindungsstreifen - Connecting strip 	16		
SR35 45-01	3.5x45	Trims - Rahmleisten - Piirdeliistud 	120		
SR40 60-01	4.0x60	Rain strip - Wasserleiste - Vihmaliist WL1 	12		
SR57	Schrauben - Screws 5.0x100	Sparren an die Dachkanten - Rafters on the edges 	8		
SR5 0100	Schrauben - Screws 5.0x100	Fundamenthölzer - Foundation beams 	40		
SR63	Schrauben - Screws 6.0x180	Sparren - Rafters 	14		
SR63	Schrauben - Screws 6.0x180	Pos 003,015,016,017 	20		
VS	Verbindungsstreifen für verbinden der Wandbohlen - Connecting strip for connecting the wall parts 		4		
KL1	Gewindestange - Threaded Rod M8 		4		2000
KL2	Gewindestange - Threaded Rod M8 		2		460
KL3	Gewindestange - Threaded Rod M8 		2		325
KV M UT M8	Mutter - Nut M8 		8		
KV S EIB M8X25	U-Scheibe - Washer M8 Ø25 		8		
KV MU TJ M8	Befestigungsmutter - Fixing nut M8 		4		
	<p>FENSTER/WINDOW Q4 W4-S44P-0XT-05151790</p>  <p>W121-PT</p> <p>L1 18x90 L=755mm 2x L2 18x90 L=1910mm 4x L3 18x90 L=515mm 2x ✓ WL1 36x129 L=755mm 1x</p> <p>DIN rechts; right handed</p>		3		
Kood	Bingham 6 379x589/44		Materjal		Leht 3/4

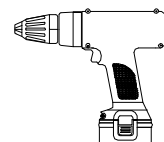
Pos	Teileliste/Specification Bingham 6 379x589/44	Stck Pcs.	Profil Profile (mm)	Länge Length (mm)
	<p>FENSTER/WINDOW Q4 W4-S44V-0XT-05151790</p>  <p>W121-VT</p> <p>L1 18x90 L=755mm 2x L2 18x90 L=1910mm 4x L3 18x90 L=515mm 2x ✓ WL1 36x129 L=755mm 1x</p> <p>DIN links; left handed</p>	1		
	<p>TÜR/DOOR Q4 D4-D44R-0XT-14251955</p>  <p>D202-RT</p> <p>L1 18x90 L=1665mm 2x L2 18x90 L=1955mm 4x ✓ WL1 36x129 L=1665mm 1x</p> <p>DIN rechts; right handed</p>	1		
	<p>✓ - Bitte selber anpassen (falls nötig)! / Cut into length on site (if needed)!</p>			
Kood	Bingham 6 379x589/44	Materjal	Leht	4/4

## Vihmaliist / Rain strip / Wasserleiste

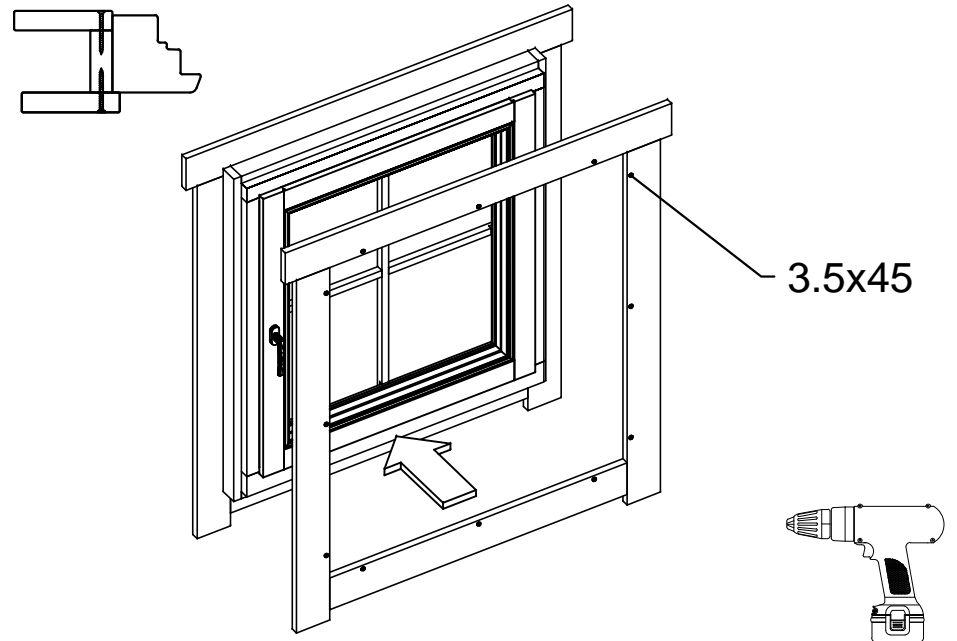
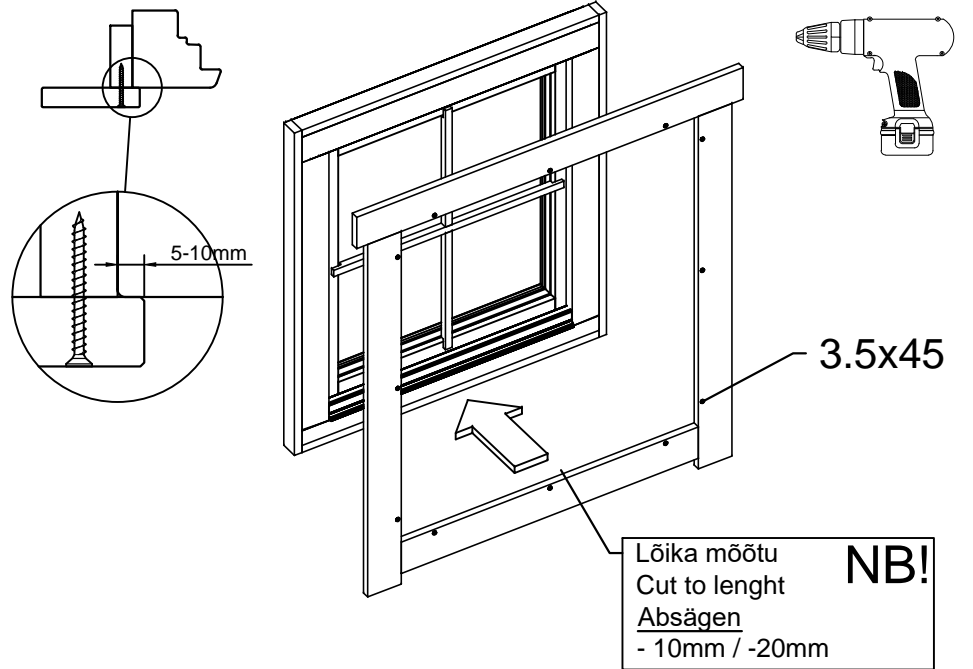
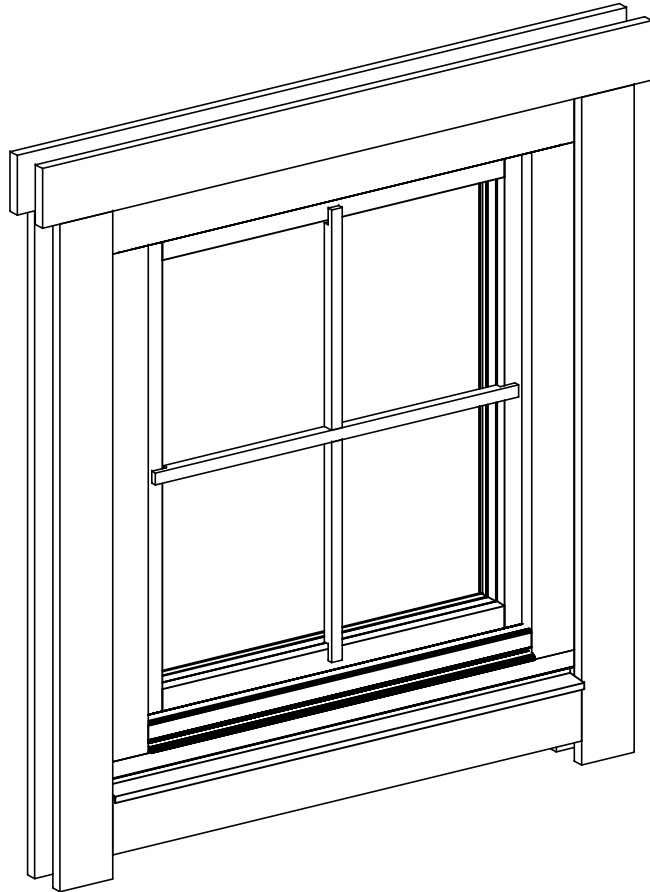


NB!

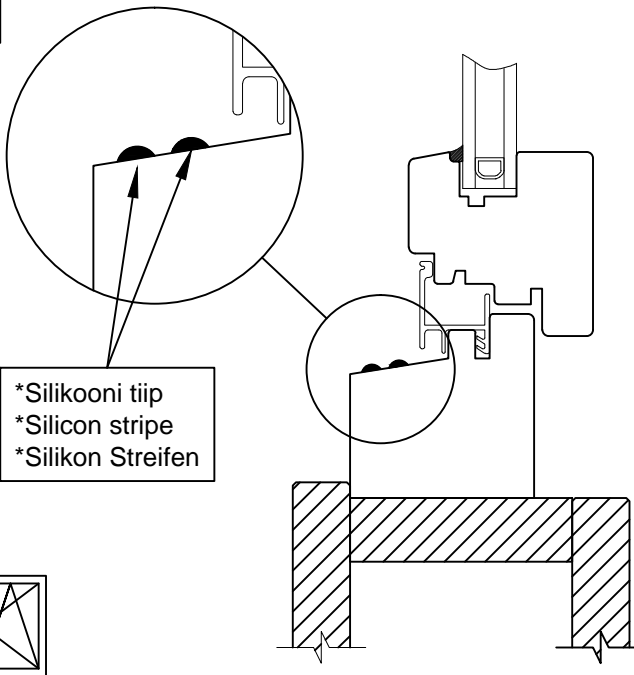
- Monteerida juhul kui ese on välja toodud maja spetsifikatsioonis!
- Install only if the item is listed in the house specification!
- Nur montieren wenn die Leiste in der Teileliste gezeigt ist!



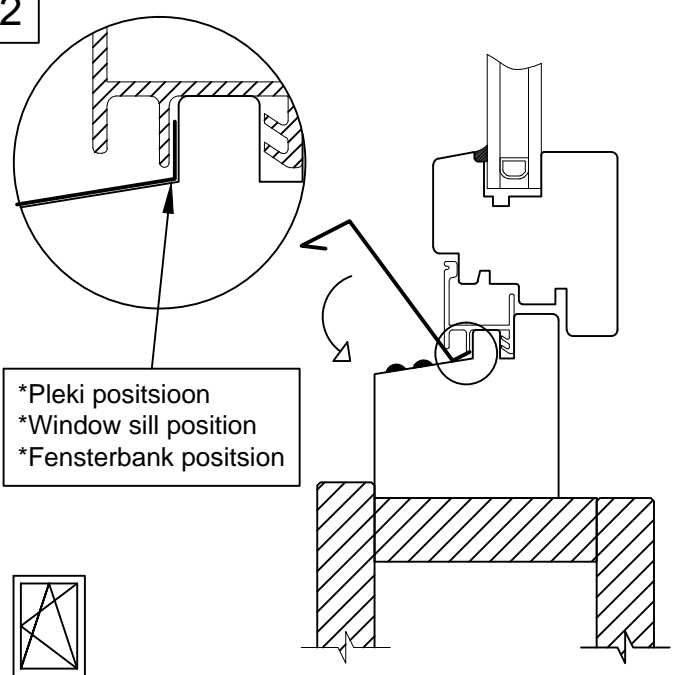
Aken	Q4-Q6	-	paigaldusjuhis
Window	Q4-Q6	-	assembly instructions
Fenster	Q4-Q6	-	Montageanleitung



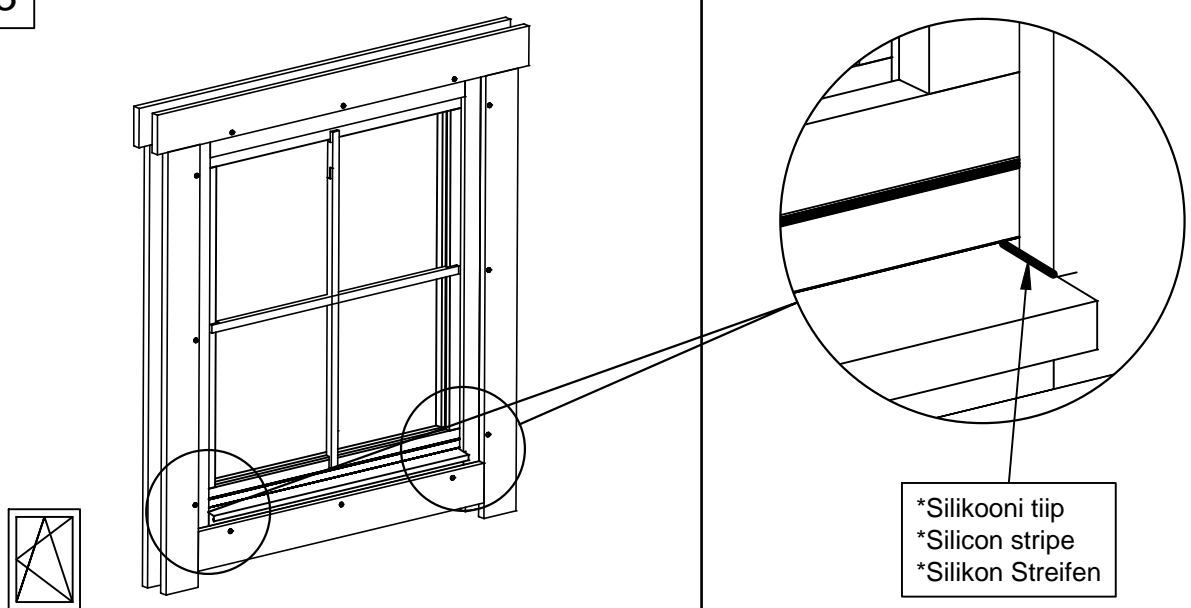
1



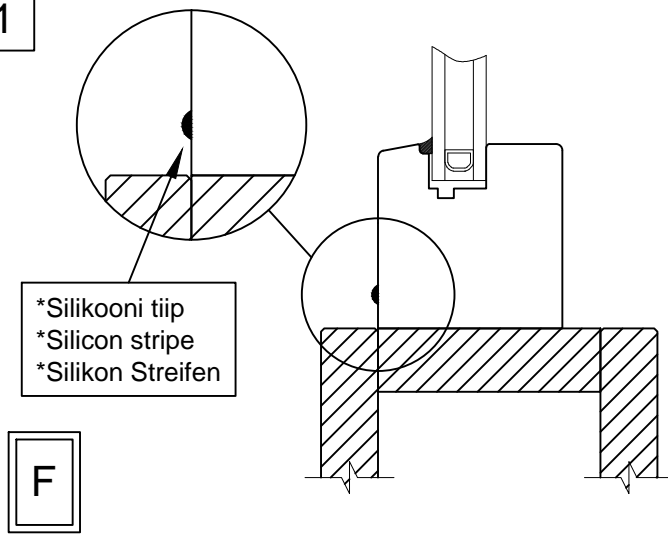
2



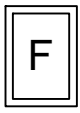
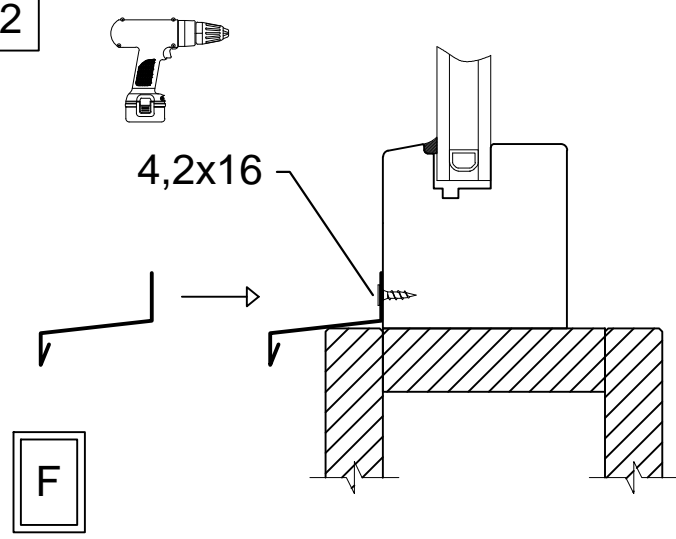
3



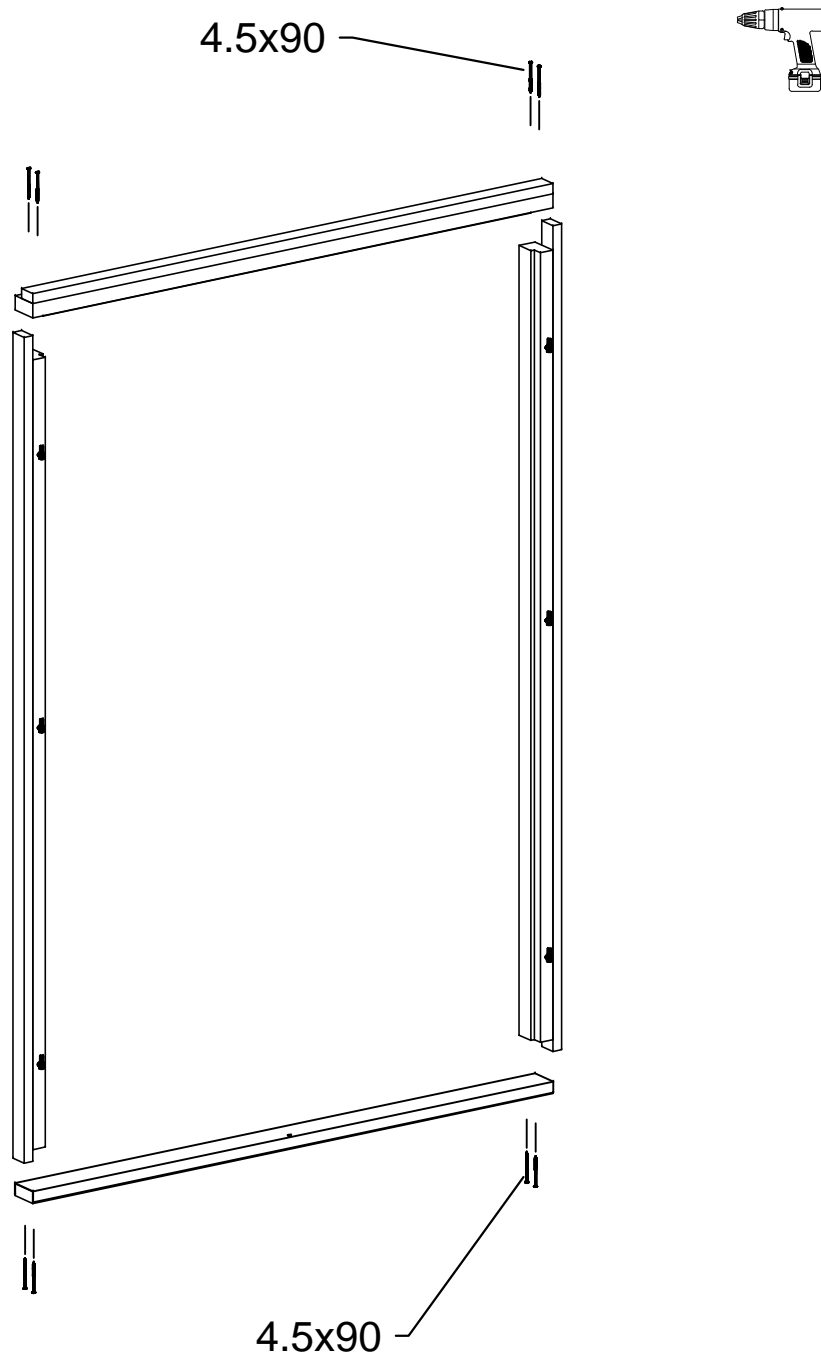
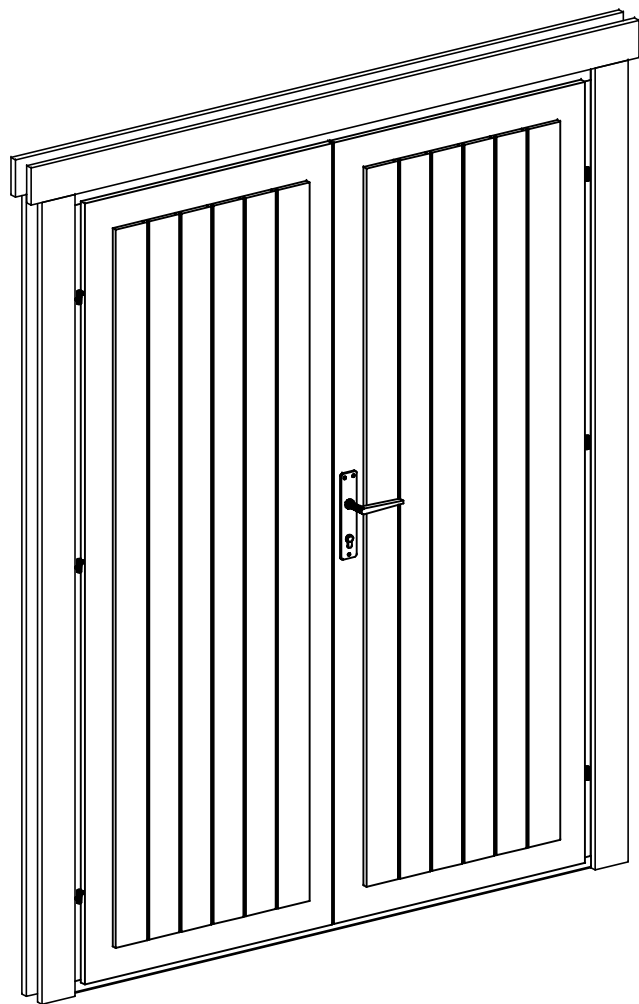
1



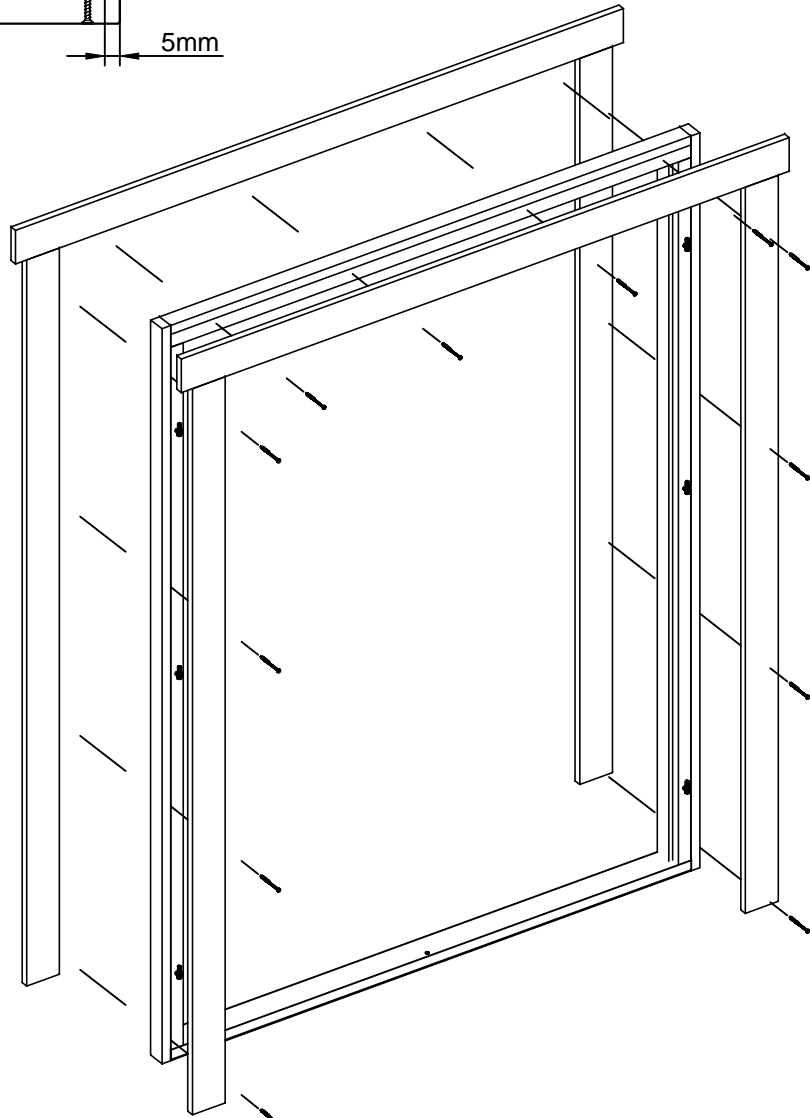
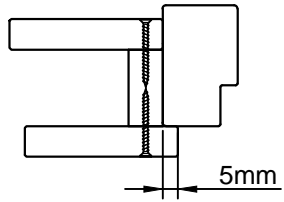
2



Ukse montaaž / Tür montage / Door assembly  
(GH+ / SH)

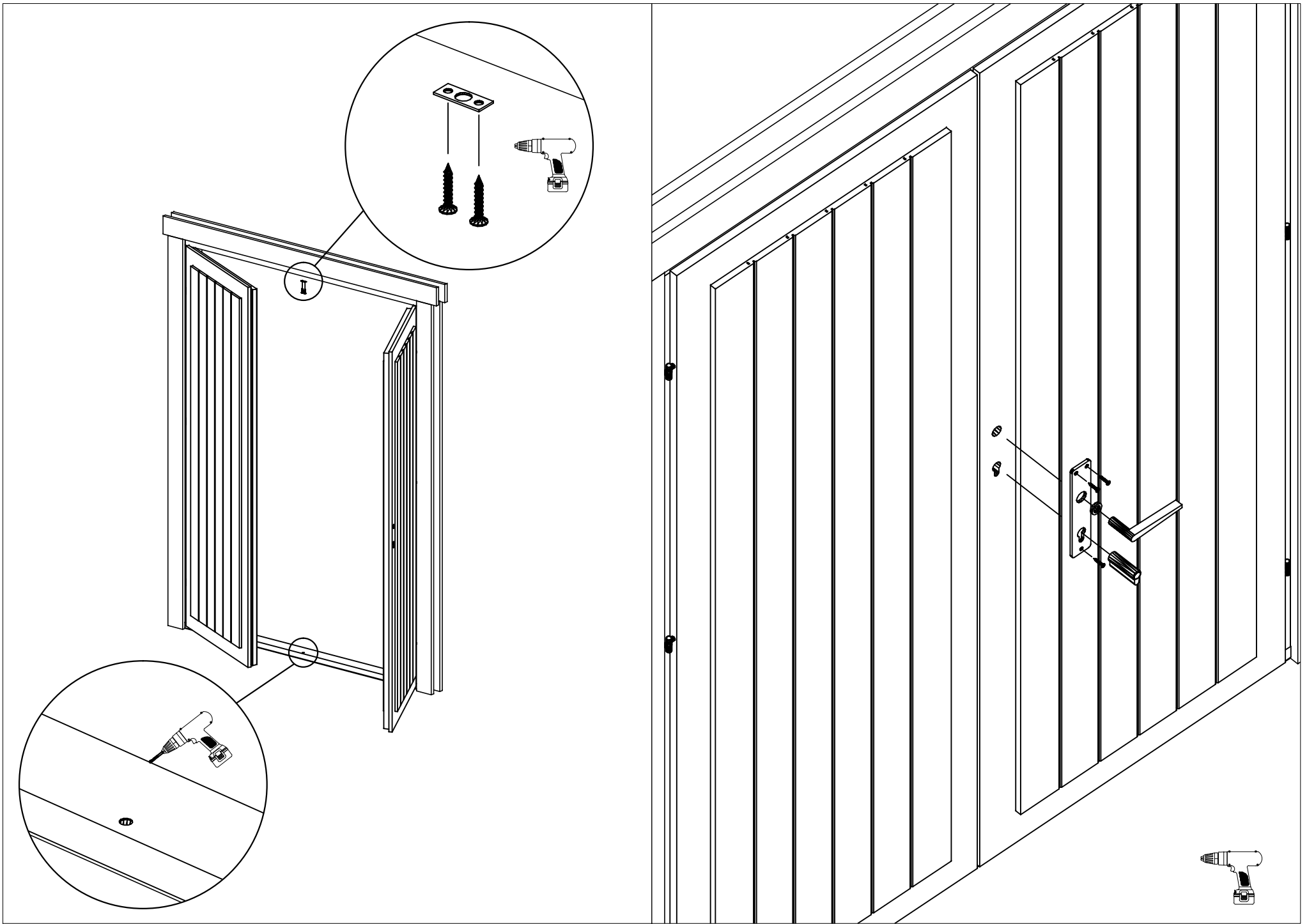




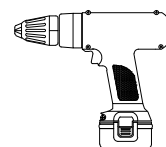
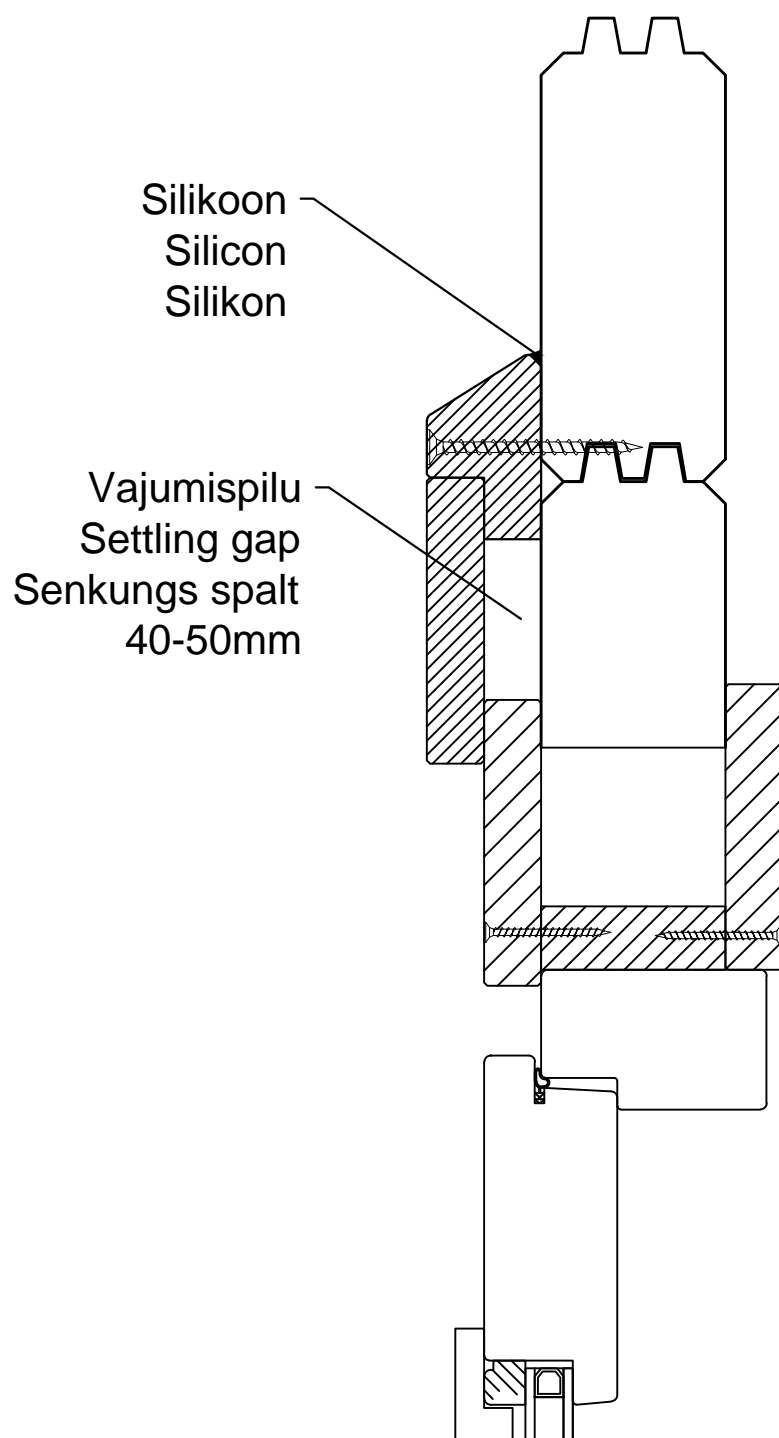


3.5x45





# Vihmaliist / Head flashing / Regenschutz



**NB!**

- Monteerida juhul kui ese on välja toodud maja spetsifikatsioonis!
- Install only if the item is listed in the house specification!
- Nur montieren wenn die Leiste in der Teilleiste gezeigt ist!