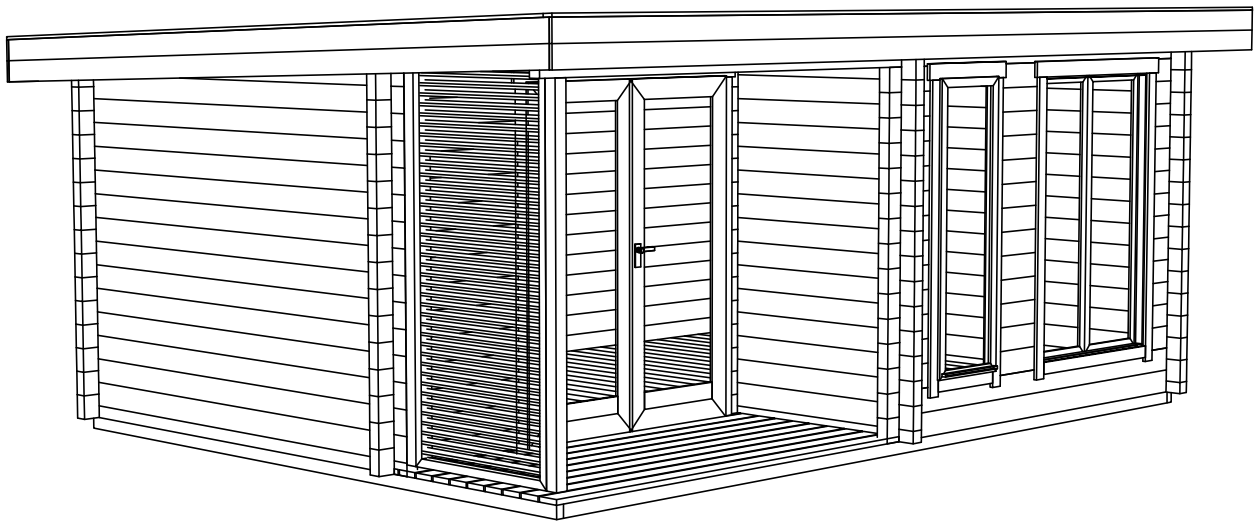
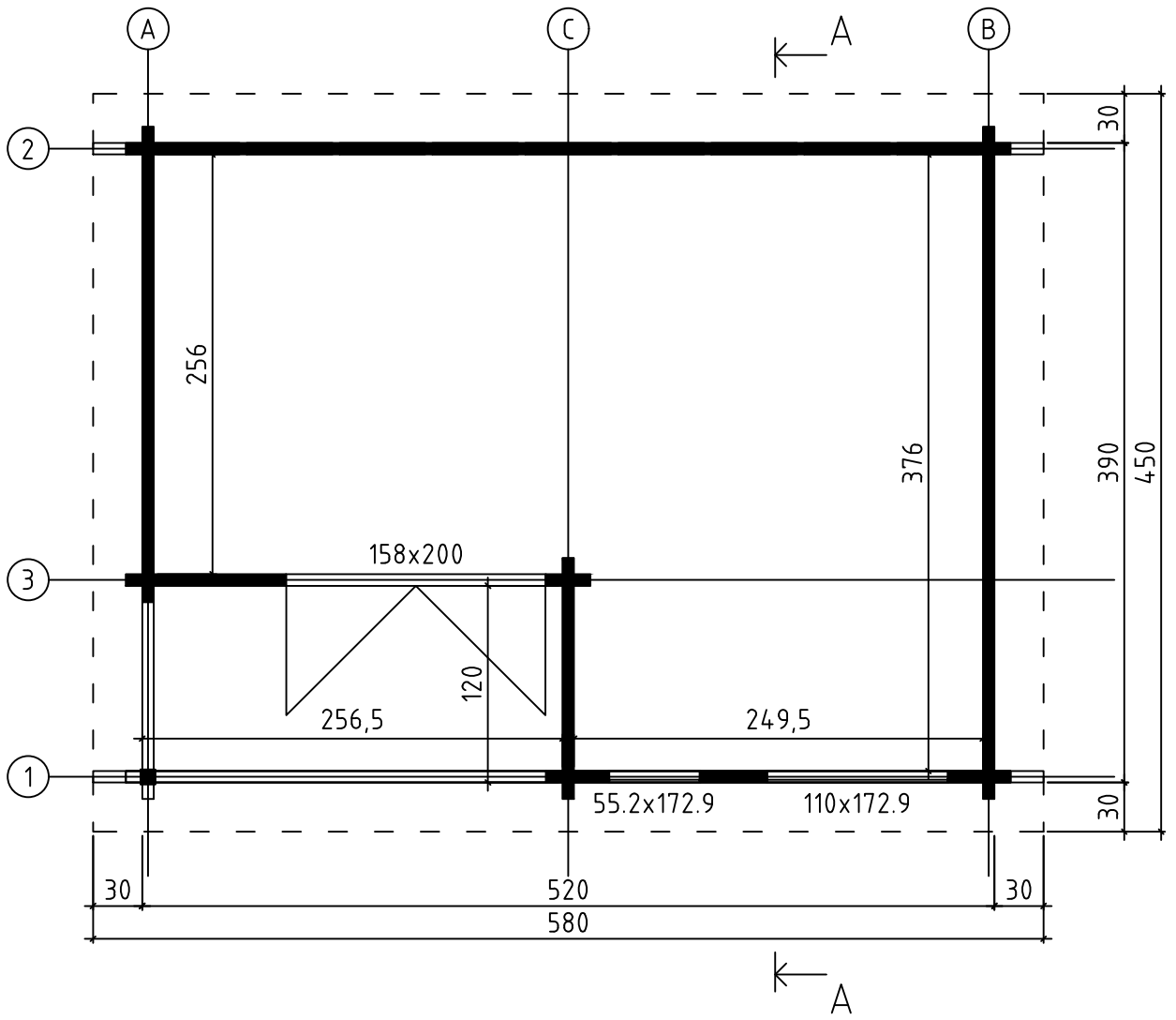


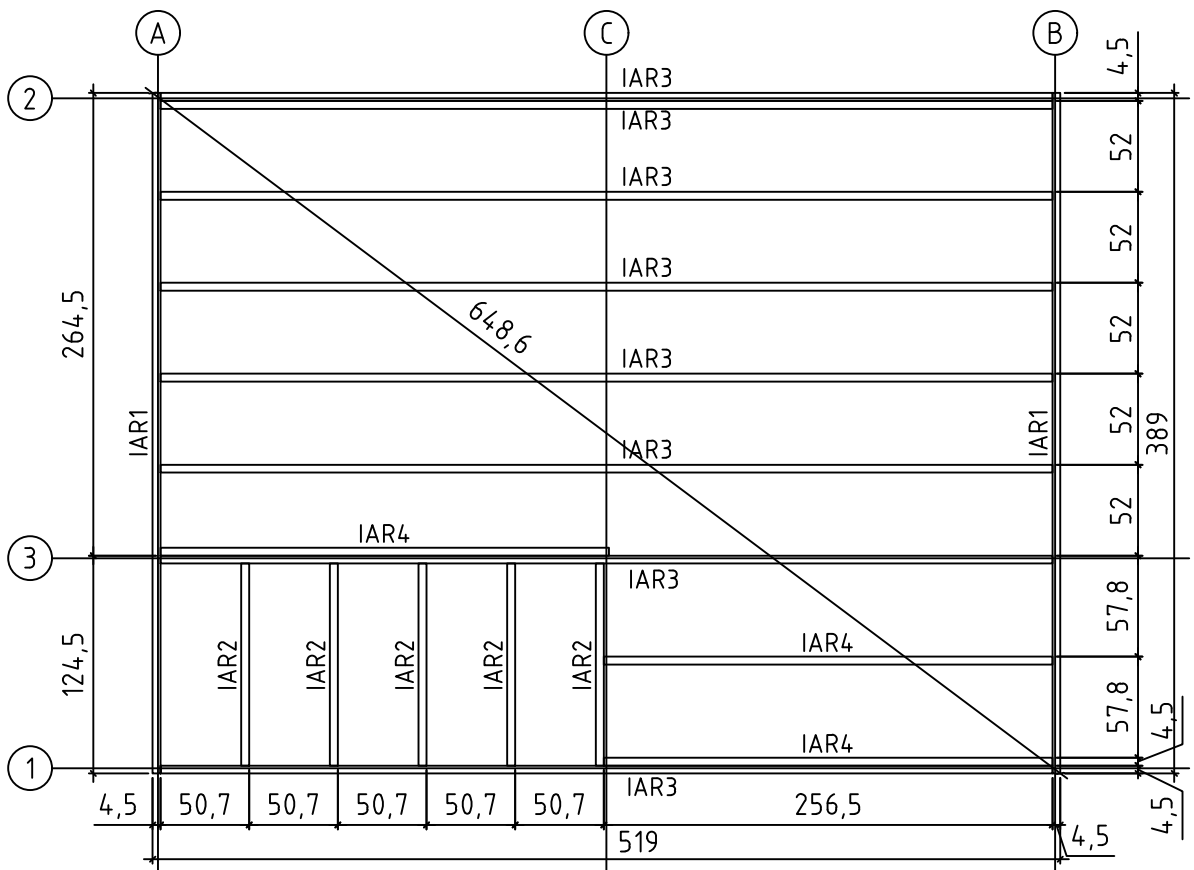
*ORKNEY 1*  
*Art.No. 704102*



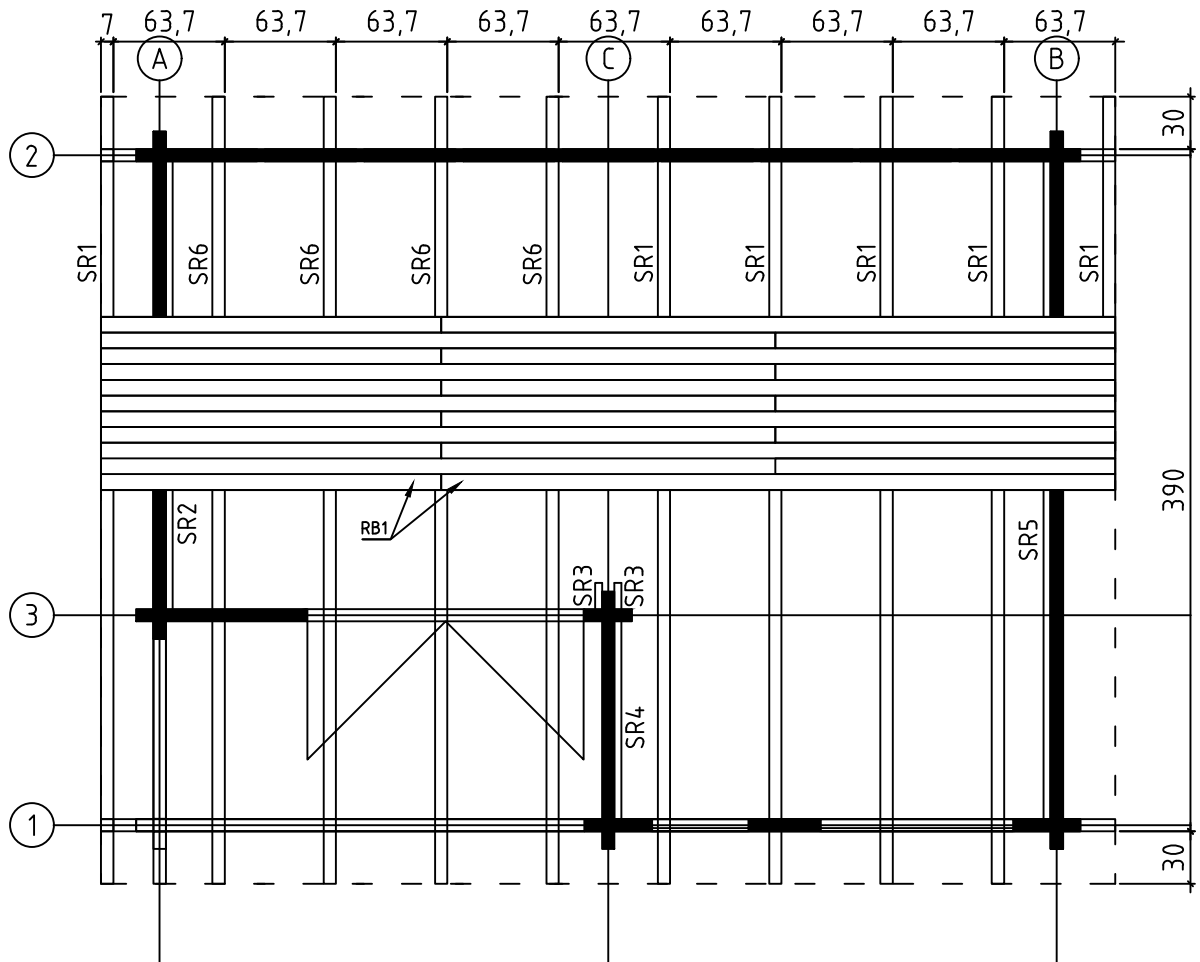
ORKNEY 1, Art.No.704102  
 GROUNDPLAN - GRUNDPLAN - PLAN DE MASSE



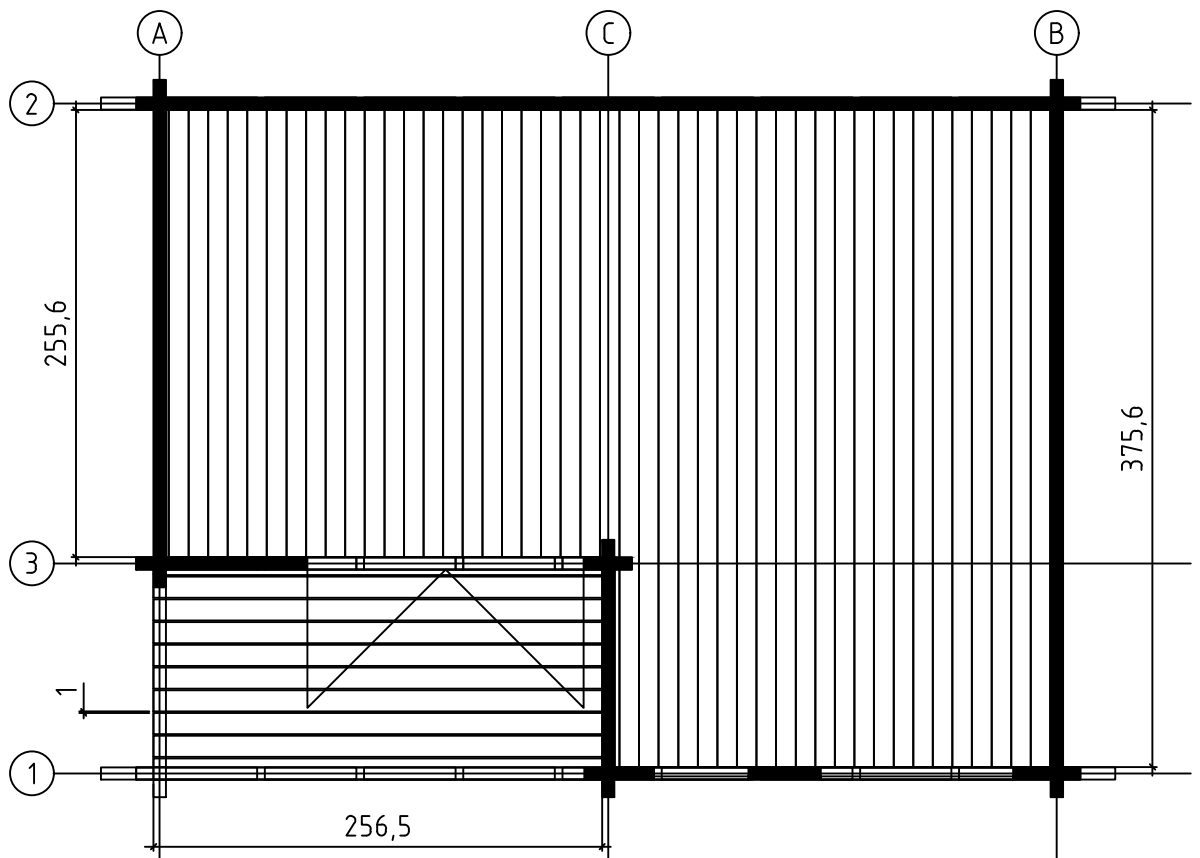
FOUNDATION - FUNDAMENT - FONDATION


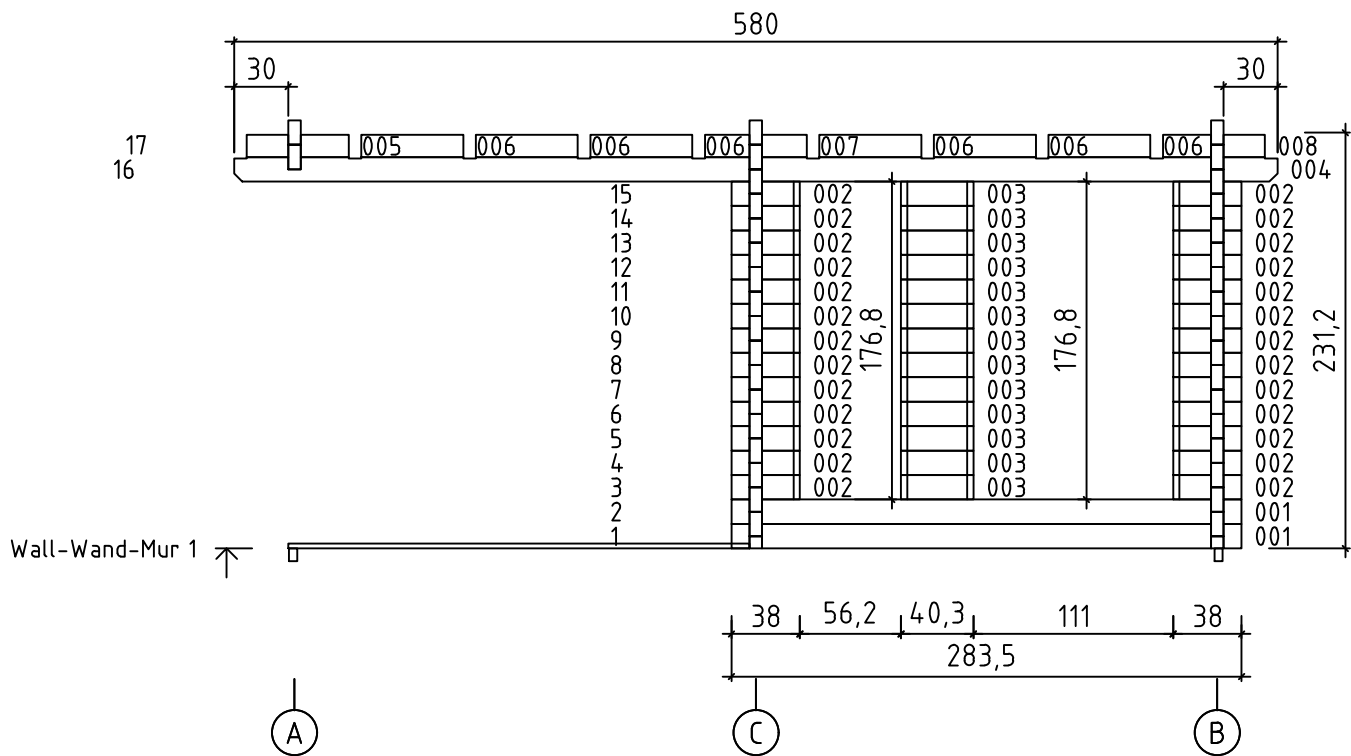


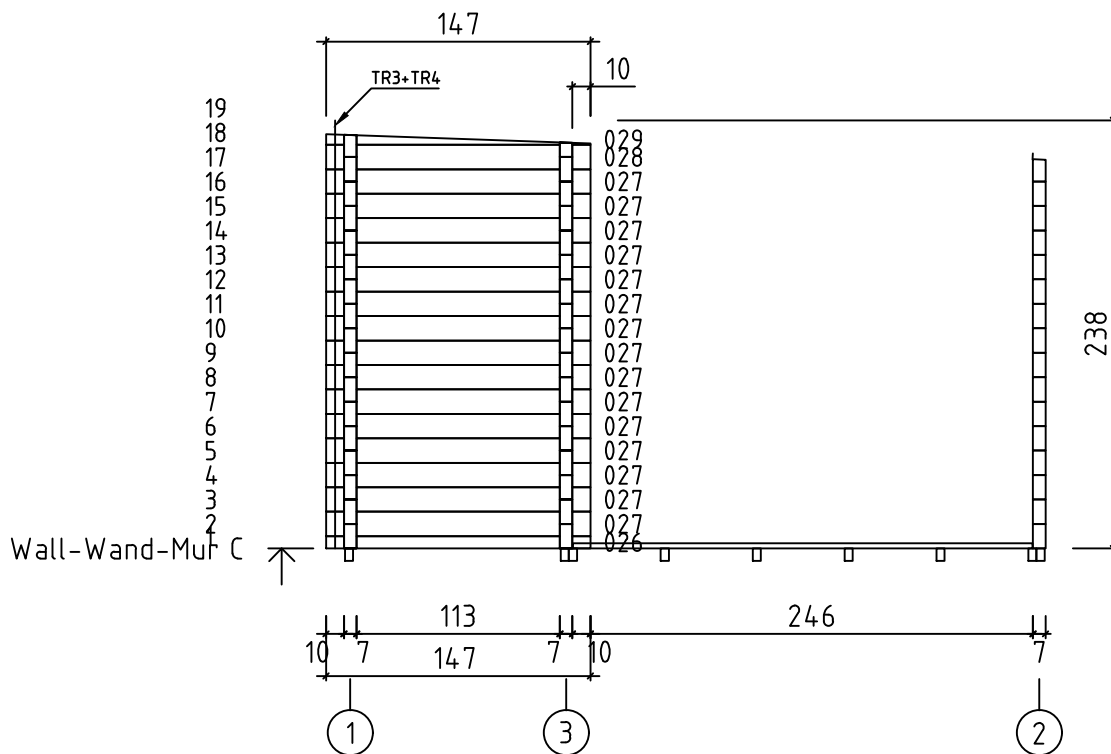
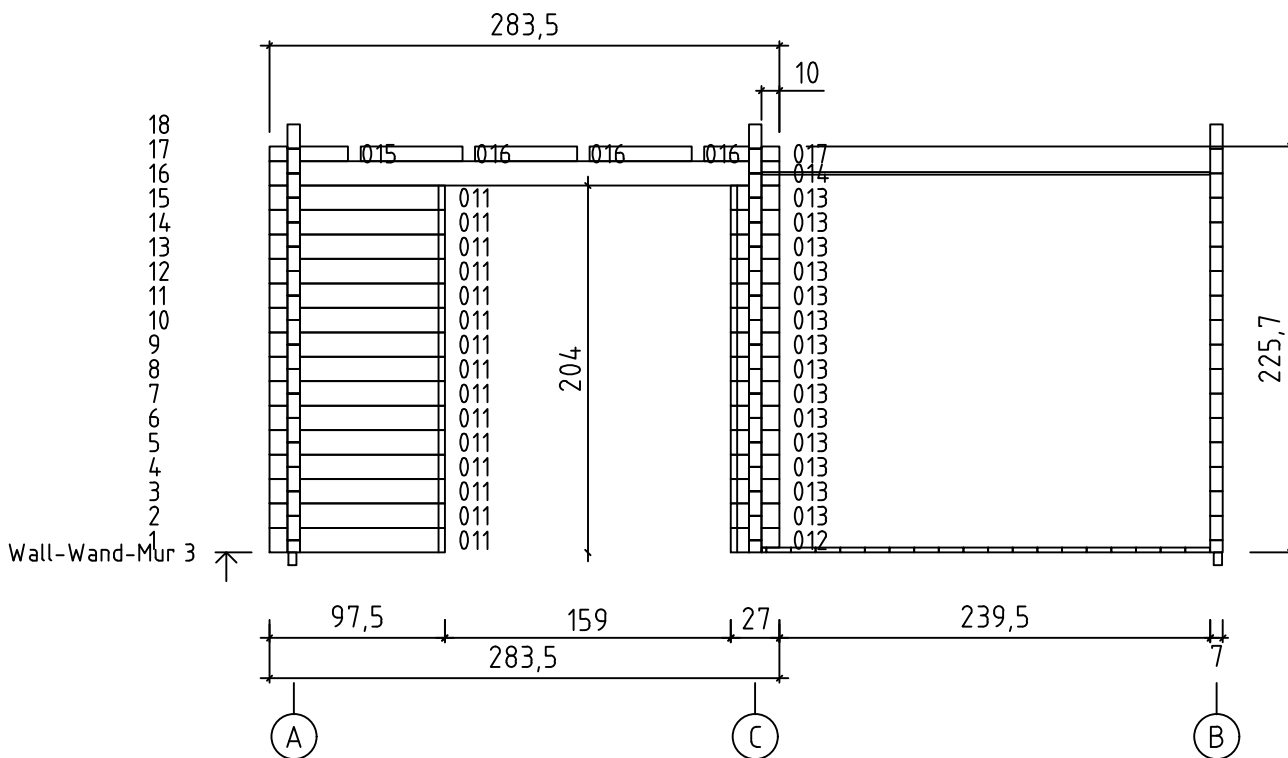
ORKNEY 1, Art.No.704102  
RAFTERS PLAN - DACHSPARREN - PLAN DE CHEVRON

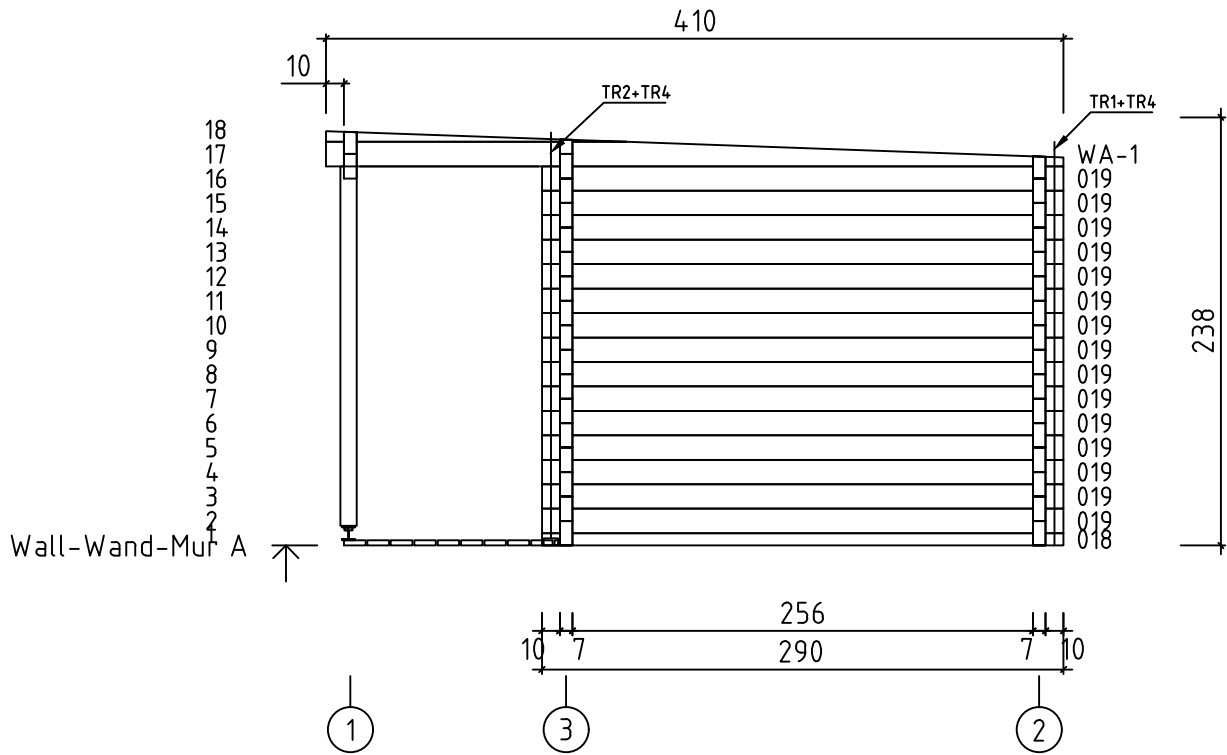
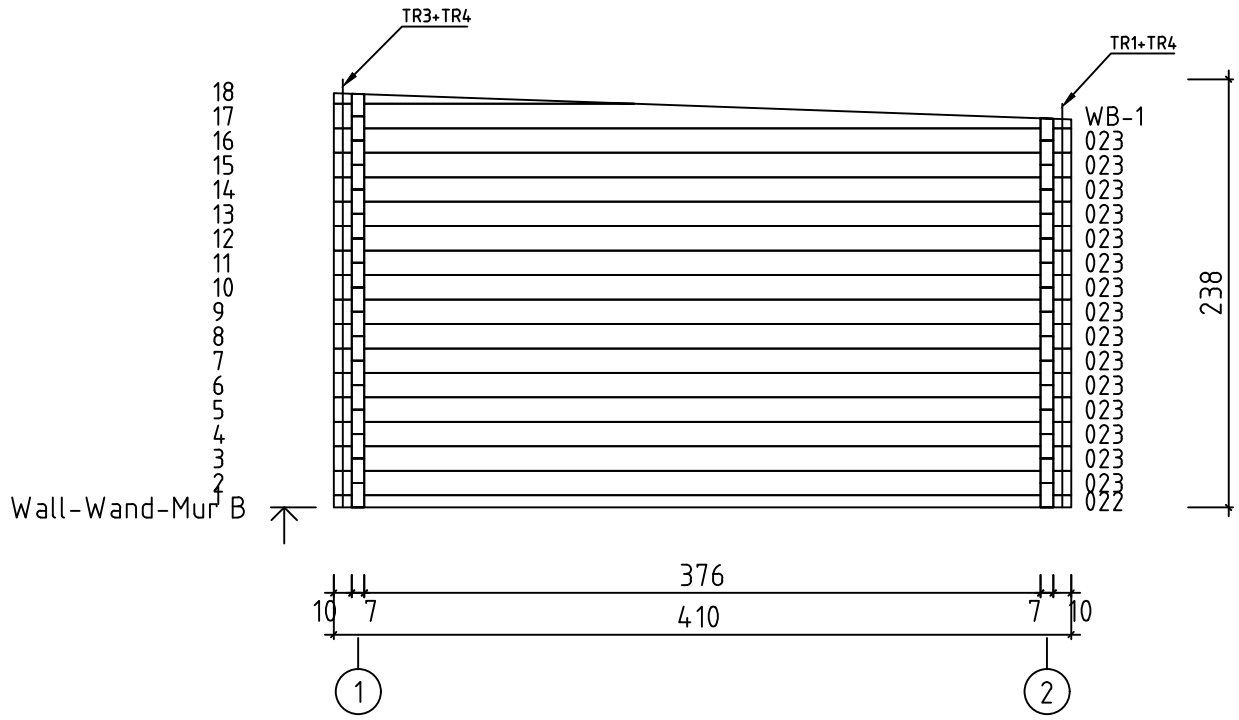


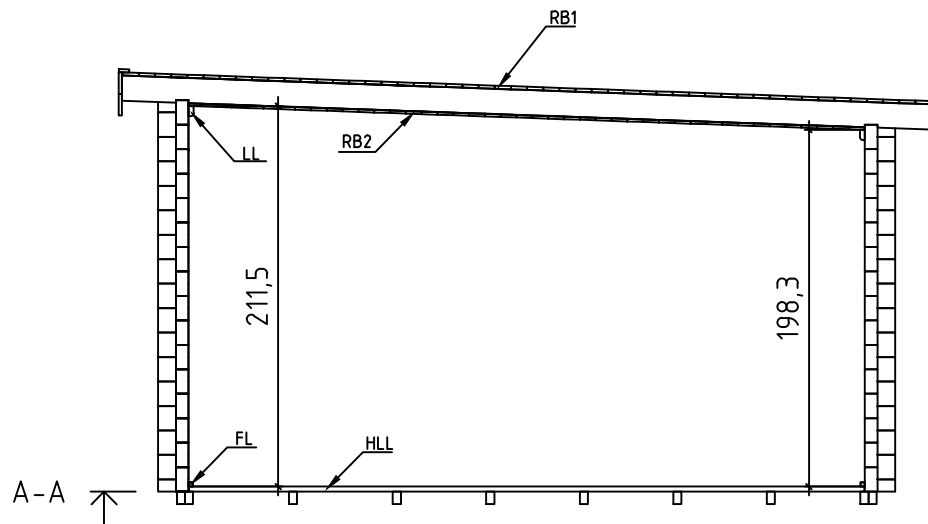
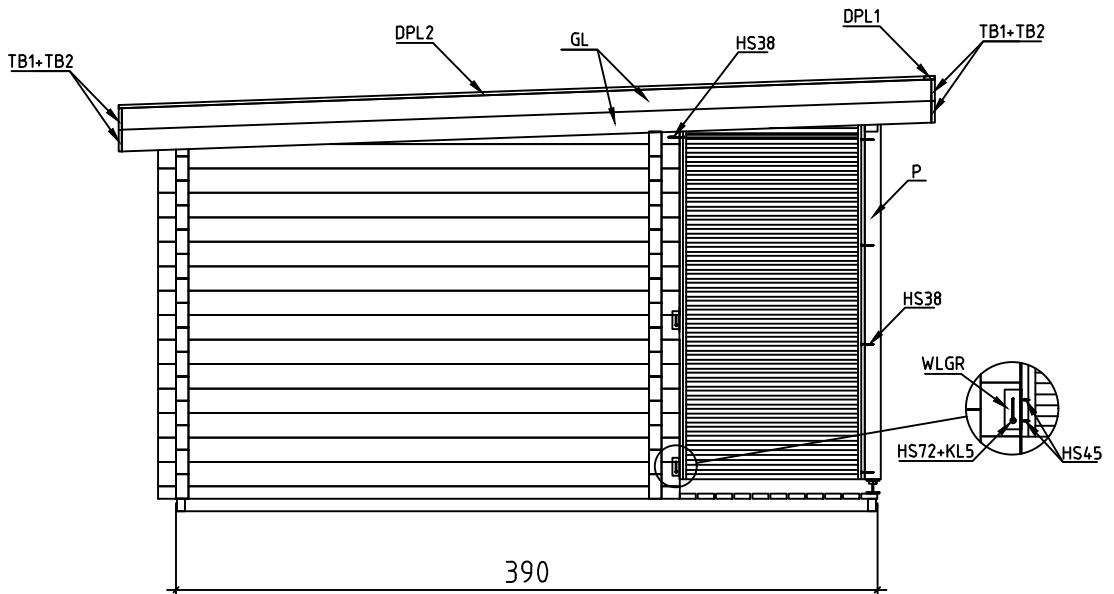
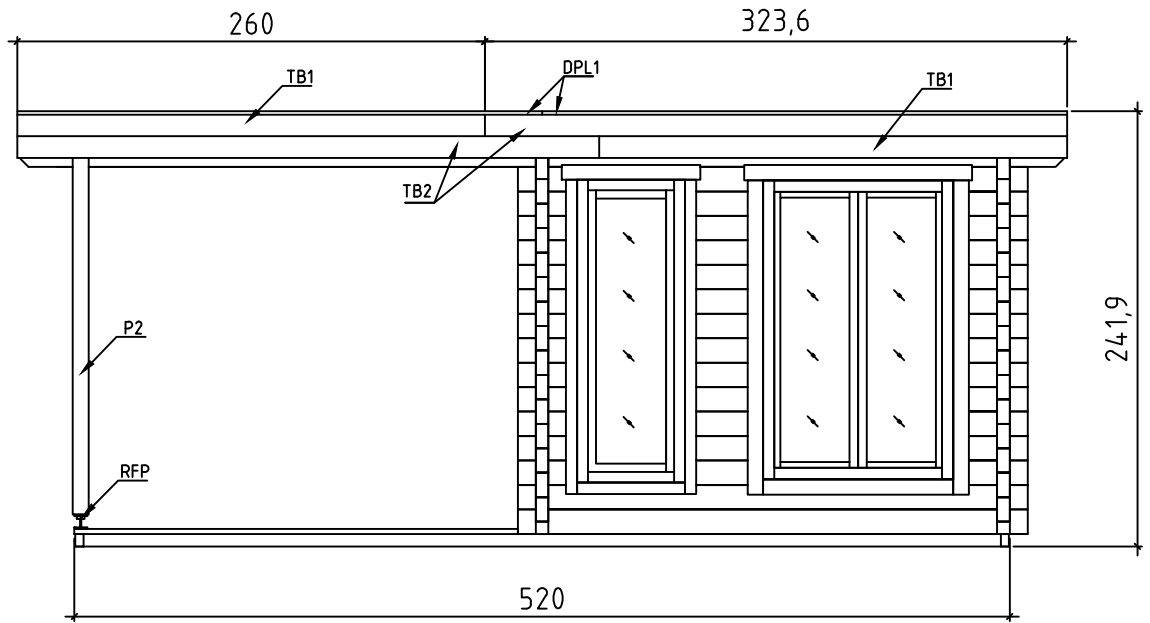
FLOOR BOARDS - FUSSBODENBRETTER - PLAN POSE PLANCHER

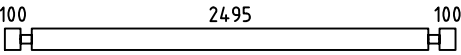


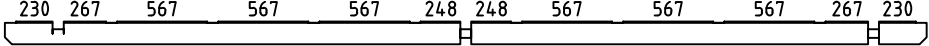
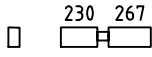

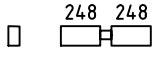
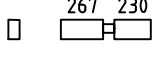
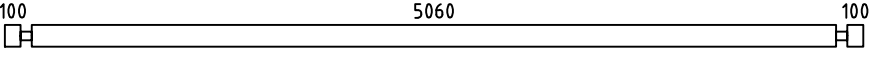
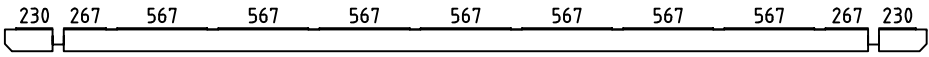
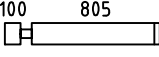


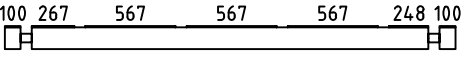
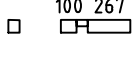


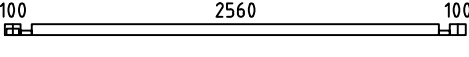
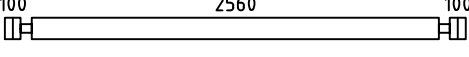
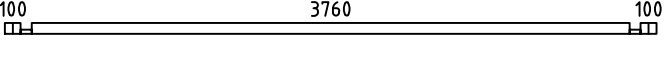

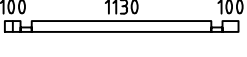


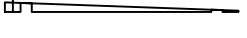




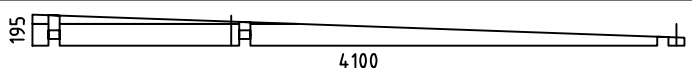











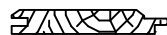















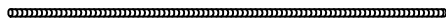

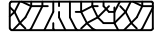


































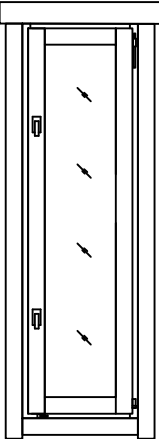


Pos	ORKNEY 1, Art.No.704102 Piece list - Stückliste - Liste des pieces	Q.	P (mm)	L (mm)
001		2	70x136	2835
002		26	70x136	380
003		13	70x136	403
004		1	70x136	5800
005		2	70x124	567
006		13	70x124	567
007		1	70x124	567
008		2	70x124	567
009		14	70x136	5400
010		1	70x136	5800
011		15	70x136	975
012		1	70x136	270
013		14	70x136	270
014		1	70x136	2835
015		1	70x81	437
016		3	70x81	567
017		1	70x81	418
018		1	70x68	2900
019		15	70x136	2900
022		1	70x68	4100
023		15	70x136	4100
026		1	70x68	1470
027		15	70x136	1470
028		1	70x136	1470
029		1	70x59	1470



Pos	ORKNEY 1, Art.No.704102 Piece list - Stückliste - Liste des pieces		Q.	P (mm)	L (mm)
WA-1			1		
WB-1			1		
IAR3	FOUNDATION - FUNDAMENT - FONDATION 		8	45x70	5100
IAR1	FOUNDATION - FUNDAMENT - FONDATION 		2	45x70	3890
IAR4	FOUNDATION - FUNDAMENT - FONDATION 		3	45x70	2565
IAR2	FOUNDATION - FUNDAMENT - FONDATION 		5	45x70	1155
SR1	RAFTER - DACHSPARREN - CHEVRON 		6	70x140	4508
SR6	RAFTER - DACHSPARREN - CHEVRON 		4	70x140	4508
SR5	RAFTER - DACHSPARREN - CHEVRON 		1	45x45	3764
SR2	RAFTER - DACHSPARREN - CHEVRON 		1	45x45	2563
SR4	RAFTER - DACHSPARREN - CHEVRON 		1	45x45	1132
SR3	RAFTER - DACHSPARREN - CHEVRON 		2	45x45	152
RB2	CEILING BOARDS - DECKENBRETTER - VOLIGES SOUS PLAFOND 		24	111x15	5056
RB2	CEILING BOARDS - DECKENBRETTER - VOLIGES SOUS PLAFOND 		10	111x15	2491
PTL	FLOOR BOARDS - FUSSBODENBRETTER - LAME DE PLANCHER 		23	112x28	3756
PTL	FLOOR BOARDS - FUSSBODENBRETTER - LAME DE PLANCHER 		23	112x28	2556
RB1	ROOF BOARDS - DACHBRETTER - VOLIGES 		51	90x18	3855
RB1	ROOF BOARDS - DACHBRETTER - VOLIGES 		51	90x18	1945
	TERRACE BOARDS - TERRASSENBRETTER - PLANCHER DE TERRASSE 		10	120x28	2565
FL	FLOOR FILLET - FUSSBODENLEISTE - CORNIERE DE FINITION DU PLANCHER 			15x40	17.6 m.
LL	CEILING FILLET - DECKELEISTE - PROFIL DE FINITION POUR SOUS PLAFOND 			15x40	17.6 m.
DPL1	ROOFING FELT FILLET - DACHPAPPENLEISTE - BAGUETTE DE FIXATION DU FEUTRE BITUMEUX 		2	18x58	2919
DPL2	ROOFING FELT FILLET - DACHPAPPENLEISTE - BAGUETTE DE FIXATION DU FEUTRE BITUMEUX 		2	18x58	4481
TR1	TREADED ROD M12 - GEWINDESTANGE M12 - TIGE FILETÉE M12 		2		190
TR2	TREADED ROD M12 - GEWINDESTANGE M12 - TIGE FILETÉE M12 		1		250

Pos	ORKNEY 1, Art.No.704102 Piece list - Stückliste - Liste des pieces	Q.	P (mm)	L (mm)
TR3	TREADED ROD M12 - GEWINDESTANGE M12 - TIGE FILETÉE M12 	2		330
TR4	TREADED ROD M12 - GEWINDESTANGE M12 TIGE FILETÉE M12 	5		2000
P2	POST - PFOSTEN - POTEAU 	1	90x90	2000
TB1	EAVES BOARD - TRAUFBRETT - BANDEAU DE TOIT 	4	18x120	2600
TB2	EAVES BOARD - TRAUFBRETT - BANDEAU DE TOIT 	4	18x120	3236
GL	GABLE MOULDING - GIEBELLEISTE PLANCHE DE RIVE 	4	18x120	4507
TBE6	FIXING FILLET FOR WINDOW - FIXIRUNGSLEISTE FÜR FENSTER - PROFIL DE FIXATION DES FENETRES 	4	28x34	1729
TBE6	FIXING FILLET FOR DOOR - FIXIRUNGSLEISTE FÜR TÜR - PROFIL DE FIXATION DES PORTES 	2	28x34	2000
SH70	HAMMER BLOCK - SCHLAGHOLZ - CALLE DE FRAPPE 	2		
KL4	LENGTHENING BOLT FOR TREADED ROD - VERLÄNGERUNGSMUTTER FÜR GEWINDESTANGE - MANCHON DE RACCORDEMENT DE TIGE FILETÉE 	5		
KL1	DRIVE NUT TREADED ROD - EINSHLAGMUTTER FÜR GEWINDESTANGE - ÉCROU A FRAPPER POUR TIGE FILITÉE 	5		
KL2	NUT FOR TREADED ROD - MUTTER FÜR GEWINDESTANGE - ÉCROU POUR TIGE FILETÉE 	5		
KL3	PLAIN WASHER TREADED ROD - UNTERLEGSSCHEIBE FÜR GEWINDESTANGE - RONDELLE PLATE POUR TIGE FILETÉE 	5		
HS16	SCREW FOR GABLE MOULDING - SCHRAUBEN FÜR GIEBELLEISTE - VIS DE FIXATION POUR PLANCHE DE RIVE 	44	3.5x50	
HS84	SCREW FOR FIXING FILLET - SCHRAUBEN FÜR FIXIRUNGSLEISTE - VIS POUR PROFIL DE FIXATION 	30	3.5x50	
HS32	SCREW FOR EAVES BOARDS - SCHRAUBEN FÜR TRAUFBRETT - VIS DE FIXATION POUR BANDEAU DE TOIT 	88	3.5x50	
HS38	SCREW FOR FIXING TERRACE RAILING - SCHRAUBE FÜR TERRASSE VIS DE FIXATION DE GARDE-CORPS DE TERRASSE 	5	4.5x80	
HS37	SCREW FOR POST - SCHRAUBEN FÜR PFOSTEN - VIS DE FIXATION DES POTEAUX 	2	4.5x80	
HS45	SCREW FOR SLIDING WALL TIE - SCHRAUBEN FÜR WAND SCHIEBEREGLER VIS POUR FIXATION ÉQUERRE MÉTALLIQUE AU PARAVENT 	8	4x20	
NFD	SCREW FOR ROOFING FELT FILLET - SCHRAUBEN FÜR DACHPAPPEN- LEISTE - VIS POUR BAGUETTE FIXATION FEUTRE BITUMEUX 	34	4x40	
	SCREW FOR GABLE - SCHRAUBEN FÜR GIEBEL - VIS POUR FIXATION DES PIGNONS 	8	5x120	
HS39	SCREW FOR FUNDAMENT - SCHRAUBEN ZUR BEFESTIGUNG FUNDAMENT - VIS POUR FONDATION 	34	5x90	
HS81	SCREW FOR CEILING BOARD HOLDER - SCHRAUBE FÜR HALTER FÜR DECKENBRETTER HALTER - VIS DE FIXATION SUPPORT POUR PANNEAUX DE PLAFOND 	30	5x90	
HS43	SCREW FOR ROOF BEAMS - SCHRAUBEN FÜR DACHBALKEN - VIS POUR PANNE DE TOIT 	24	6x180	
HS48	SCREW FOR Pos. 005-008; 015-017 - SCHRAUBEN FÜR für Pos. 005-008; 015-017 VIS POUR FIXATION DERNIÈRE RANGÉE MADRIERS (Pos. 005-008; 015-017) 	46	6x180	

Pos	ORKNEY 1, Art.No.704102 Piece list - Stückliste - Liste des pieces		Q.	P (mm)	L (mm)
HS49	SCREW FOR POST HEIGHT ADJUSTMENT - SCHRAUBEN FÜR REGULIERUNGSSCHRAUBE FÜR PFOSTEN - VIS DE FIXATION DE SUPPORT RÉGLABLE DE POTEAU		8	6x50	
HS72	SCREW FOR SLIDING WALL TIE - SCHRAUBEN FÜR WAND SCHIEBEREGLER VIS POUR FIXATION ÉQUERRE MÉTALLIQUE AU PARAVENT		2	5x60	
	ZN NAIL FOR TERRACE - ZN NÄGEL FÜR TERRASSENBRETTTER - POINTE POUR PLANCHER DE TERRASSE		120	2x50	
MS	SCREW FOR DOORSTEP - SCHRAUBEN FÜR TÜRSCHWELLE - VIS DE FIXATION DU SEUIL DE PORTE		3	4.5x65	
NFF	ZN NAIL FOR FLOOR FILLET - ZN NÄGEL FÜR FUSSBODENLEISTE - POINTE POUR CORNIERE DE FINITION DU PLANCHER		70	1.4x40	
KL5	PLAIN WASHER M6 - UNTERLEGSSCHEIBE M6 - RONDELLE PLATE M6		2		
WLGR	SLIDING WALL TIE - SCHIEBEREGLER FÜR WAND - ÉQUERRE MÉTALLIQUE DE FIXATION DU PARAVENT		2		
	ZN NAIL FOR ROOF - ZN NÄGEL FÜR DACHBRETTTER - POINTE POUR TOIT		645	2x50	
	ZN NAIL FOR CEILING BOARDS - ZN NÄGEL FÜR DECKENBRETTTER - CLOUS POUR VOLIGES SOUS PLAFONDS		316	2x50	
	ZN NAIL FOR FLOOR - ZN NÄGEL FÜR FUSSBODENBRETTTER - CLOUS POUR PLANCHER		350	2x50	
RFP	POST HEIGHT ADJUSTMENT - REGULIERUNGSSCHRAUBE FÜR PFOSTEN - SUPPORT RÉGLABLE DE POTEAU		1		
ORZ	MONTAGE SET FOR DOORS AND WINDOWS - MONTAGE-SET FÜR TÜREN UND FENSTER - JEU DE MONTAGE PORTES ET FENETRES		1		
	TERRACE RAILING - TERRASSE - GARDE-CORPS DE TERRASSE		1		2000
2+ A.0P.b	WINDOW-FENSTER-FENETRE 552x1729		1		



