

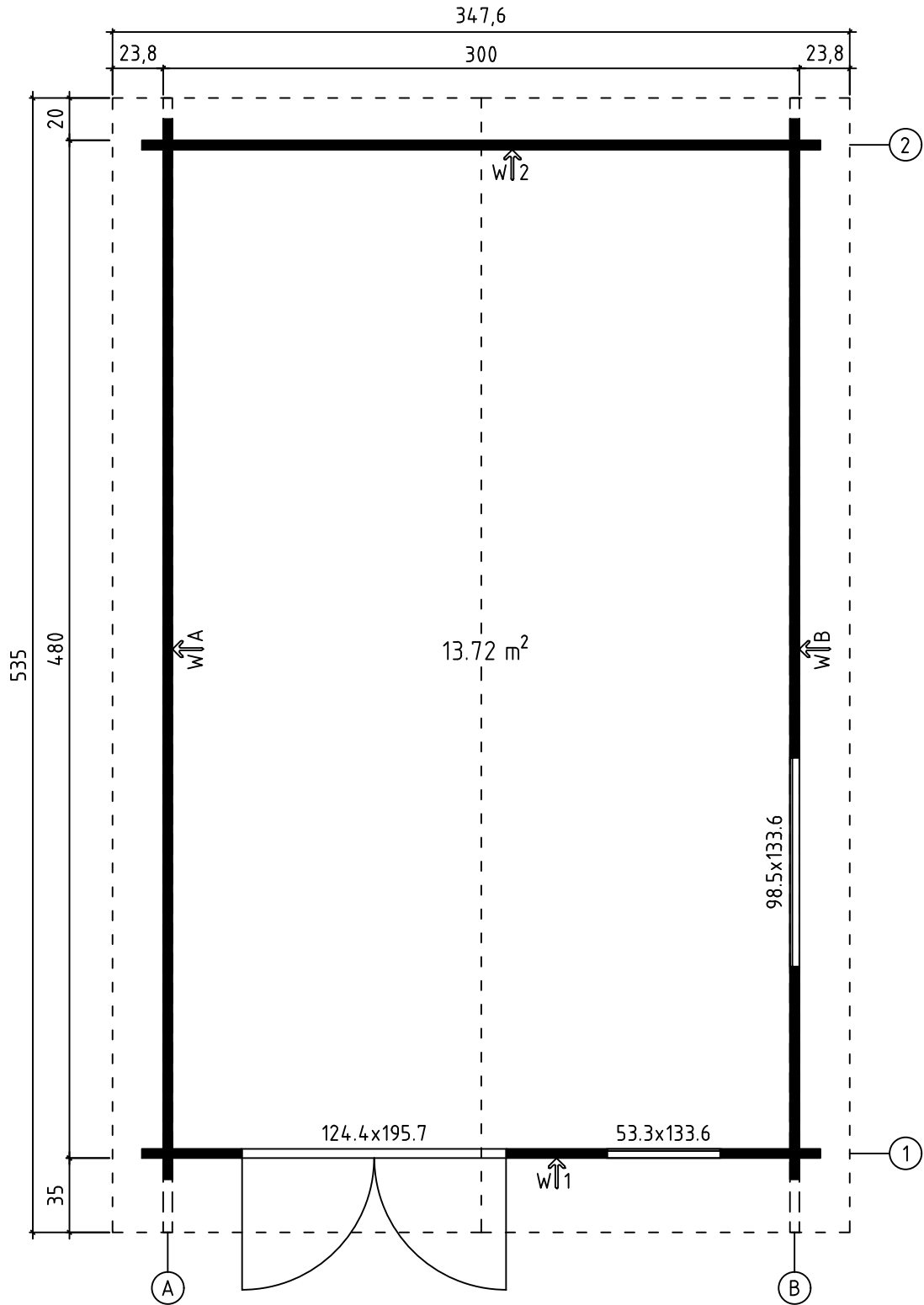
Alexandra  
Art. Nr. 4422740  
1/8



4.05.2017

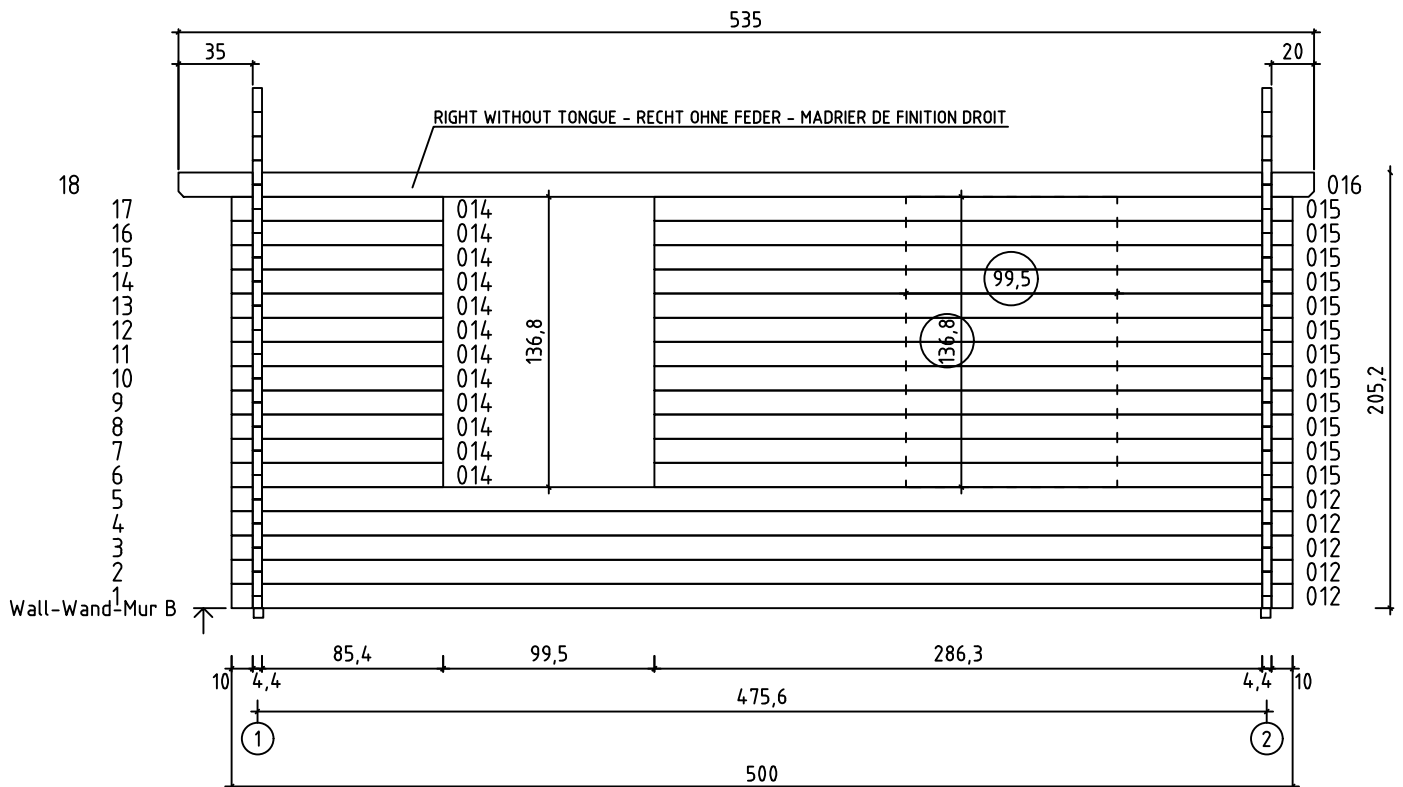

Art. Nr. 4422740

GROUNDPLAN - GRUNDPLAN - PLAN DE MASSE






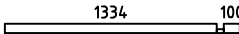

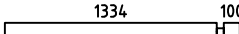

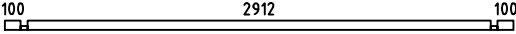
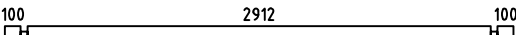
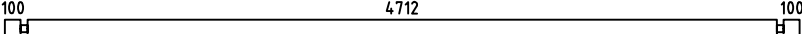

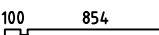
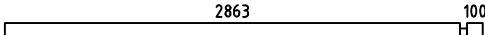

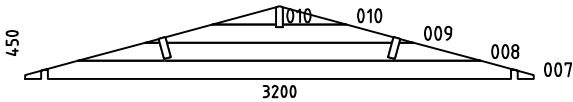
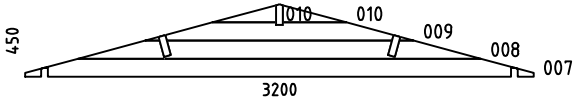


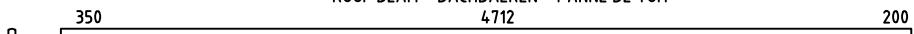
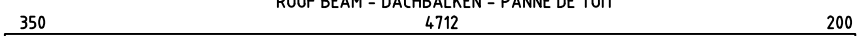




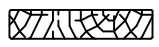




















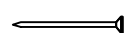



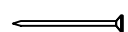

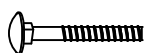






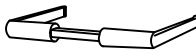

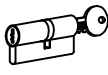

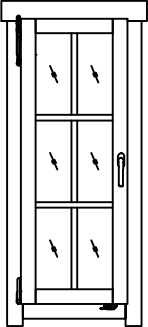
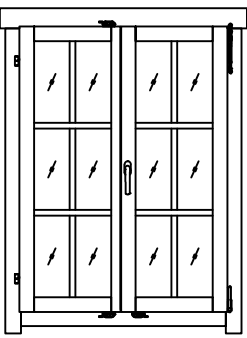
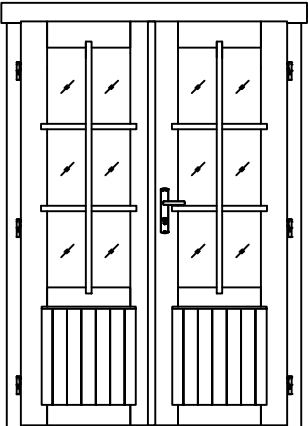
DOUBLE WINDOW (98,5x133,6 CM) HAS BEEN DELIVERED TOGETHER WITH THE BUILDING. YOU CAN CHOOSE THE LOCATION FOR THE WINDOW BY YOURSELF BY CUTTING THE WALL LOGS AS SHOWN IN THE PICTURE (SEE THE DOTTED LINE).

IM LIEFERUMFANG IST EIN DOPPELFENSTER (98,5x133,6 CM) ENTHALTEN. WERKSEITIG IST HIER KEINE AUSSPARRUNG VORGEGEHEN SO DASS SIE EXAKTE POSITION DER FENSTER SELBST WÄHLEN KÖNNEN. EINE ANLEITUNG HIERFÜR ENTNEHMEN SIE BITTE DER MONTAGEANLEITUNG (SIEHE BILD).

LA DOUBLE-FENETRE (98,5x133,6 CM) A ETE LIVREE AVEC L'ABRI. VOUS AVEZ LA POSSIBILITE DE CHOISIR VOUS-MEME L'EMPLACEMENT DE LA FENETRE EN DECOUPANT LES MADRIERS, COMME ILLUSTRÉ SUR LE SCHEMA (VOIR POINTILLES).

Pos	4.05.2017	Piecelist - Stücklist - Liste des composants Art. Nr. 4422740	6/8	Q	P (mm)	L (mm)
001				1	44x57	468
002				1	44x57	1478
003				29	44x114	468
004				5	44x114	1478
005				12	44x114	468
010				1	44x57	3200
011				17	44x114	3200
012				22	44x114	5000
013				1	44x120	5350
014				12	44x114	998
015				12	44x114	3007
016				1	44x120	5350
W1-1				1		
W2-1				1		
IAR1		FOUNDATION - FUNDAMENT - FONDATION		8	45x45	4700
IAR2		FOUNDATION - FUNDAMENT - FONDATION		2	45x45	2990
PR1		ROOF BEAM - DACHBALKEN - PANNE DE TOIT		1	44x140	5350
A-PR1		ROOF BEAM - DACHBALKEN - PANNE DE TOIT		2	44x140	5350
	FLOOR BOARDS - FUSSBODENBRETTER - LAME DE PLANCHER			53	90x18	2908
	ROOF BOARDS - DACHBRETTER - VOLIGES			120	90x18	1800
	FLOOR FILLET - FUSSBODENLEISTE - CORNIERE DE FINITION DU PLANCHER				18x18	15.23
	ROOFING FELT FILLET - DACHPAPPENLEISTE - BAGUETTE DE FIXATION DU FEUTRE BITUMEUX			4	18x58	1850
TB	FASCIA BOARD - TRAUFBRETT - BANDEAU DE TOIT			4	18x90	2675

Pos	4.05.2017	Piecelist - Stücklist - Liste des composants Art. Nr. 4422740	7/8	Q	P (mm)	L (mm)
DRV	ROOF EDGE REINFORCEMENT - DACHRANDVERSTÄRKUNG - CORNIERE DE RENFORT DE BORD DE TOIT			4	28x34	2675
KFS	STORM PROTECTION - STURMLEISTE - LATTE ANTI-TEMPETE			4	22x45	2050
	GABLE MOULDING - GIEBELLEISTE - PLANCHE DE RIVE			4	18x120	1850
FS2	WINDOW HANDLE FITTINGS - FENSTERGRIFF - POIGNEE DE FENETRE			3		
HS1	SCREW FOR GEORGIAN BARS - SCHRAUBE FÜR SPROSSEN - VIS POUR CROISILLONS			30	2.5x20	
HS1	SCREW FOR GEORGIAN BARS - SCHRAUBE FÜR SPROSSEN - VIS POUR CROISILLONS			12	2.5x20	
HS8	SCREW FOR GABLE SEGMENT - SCHRAUBEN FÜR DECKBLATT - VIS POUR FIXATION LOSANGE DE FINITION			4	3.5x35	
HS9	SCREW FOR GABLE MOULDING - SCHRAUBEN FÜR GIEBELLEISTE - VIS POUR FIXATION PLANCHE DE RIVE			24	3.5x50	
HS4	SCREW FOR WINDOW FILLET - SCHRAUBE FÜR GLASLEISTE - VIS DE FILET DE FENETRE			3	3x30	
HS4	SCREW FOR DOOR FILLET - SCHRAUBE ZUR BEFESTIGUNG TÜRLEISTE - VIS POUR FIXATION BAGUETTE D'ARRET DE PORTE			5	3x30	
HS12	SCREW FOR FASCIA BOARDS - SCHRAUBEN FÜR TRAUFBRETTER - VIS POUR FIXATION BANDEAU DE TOIT			28	4x40	
HS12	SCREW FOR ROOF EDGE REINFORCEMENT - SCHRAUBEN FÜR DACHRANDVERSTÄRKUNG - VIS POUR FIXATION CORNIERE RENFORT DE BORD DE TOIT			28	4x40	
HS18	SCREW FOR GABLE - SCHRAUBEN FÜR GIEBEL - VIS POUR FIXATION DES PIGNONS			4	5x120	
HS18	SCREW FOR ROOF BEAMS - SCHRAUBEN FÜR DACHBALKEN - VIS POUR FIXATION PANNES DE TOIT			6	5x120	
HS16	SCREW FOR 1. WALL BEAM - SCHRAUBE FÜR 1. BOHLENREIHE - VIS DE FIXATIONS 1ere RANGÉE DE MADRIERS AVEC POUTRELLES DE FONDATIONS			7	5x90	
HS16	SCREW FOR FOUNDATION - SCHRAUBEN ZUR BEFESTIGUNG FUNDAMENT - VIS DE FIXATIONS DES POUTRELLES DE FONDATIONS			22	5x90	
HS16	SCREW FOR DOOR JAMB - SCHRAUBE FÜR TÜRRAHMEN - VIS DE FIXATION PARTIE HAUTE AVEC MONTANTS DU CADRE DE PORTE			4	5x90	
HS25	SCREW FOR DOORSTEP - SCHRAUBEN FÜR SWELLE - VIS POUR FIXATION BARRE DE SEUIL			3	4.5x65	
NF2	ZN NAIL FOR FLOOR FILLET - ZN NÄGEL FÜR FUSSBODENLEISTE - POINTE POUR CORNIERE DE FINITION DU PLANCHER			32	1.4x40	
SH44	HAMMER BLOCK - SCHLAGHOLZ - CALLE DE FRAPPE			1		
SFS	NUT FOR STORM PROTECTION - SCHRAUBENMUTTER FÜR STURMLEISTE - ECROU POUR LATTE ANTI-TEMPETE			8	D8	
NF4	ZN NAIL FOR ROOF - ZN NÄGEL FÜR DACHBRETTER - POINTE POUR FIXATION VOLIGES DE TOIT			374	2x50	
NF4	ZN NAIL FOR FLOOR - ZN NÄGEL FÜR FUSSBODENBRETTER - CLOUS POUR PLANCHER			324	2x50	
NF5	ZN NAIL FOR ROOFING FELT FILLET - ZN NÄGEL FÜR DACHPAPPENLEISTE - POINTE POUR BAGUETTE DE FIXATION FEUTRE BITUMEUX			20	2x40	
BFS	BOLT FOR STORM PROTECTION - BOLZEN FÜR STURMLEISTE - BOULON POUR LATTE ANTI-TEMPETE			8	8x80	

Pos	4.05.2017	Piecelist - Stücklist - Liste des composants Art. Nr. 4422740	8/8	Q	P (mm)	L (mm)
MH		MALE BOLT HINGE FOR DOOR - TÜRBAND - PARTIE MALE DE PAUMELLE DE PORTE		6		
HC		COVERS FOR DOOR HINGES - SCHUTZKAPPE FÜR TÜRBAND - COUVERTURE DE PAUMELLE DE PORTE		12		
GS		GABLE SEGMENT - DECKBLATT - LOSANGE DE FINITION		2		
DFS		WASHER FOR STORM PROTECTION - DICHTSCHEIBE FÜR STURMLEISTE - RONDELLE POUR LATTE ANTI-TEMPETE		8	D8	
TL4		DOOR HANDLE FITTINGS - TÜRGRIFF - POIGNEE DE PORTE		1		
TL5		SET OF DOOR LOCK COVERS - SCHLOSSBLENDEN - SET DE GARNITURES DE PORTE		1		
		CYLINDER LOCK - ZYLINDERSCHLOSS - BARILLET DE PORTE		1	30x35	
		STRIKER FOR BARREL BOLT - HÜLSE FÜR GRENDELRIEGEL - GACHE AU SOL DU TARGETTE		2		
		WINDOW - FENSTER - FENETRE 533x1336 AK.1.106.PSV.g DGP+		1		
		WINDOW - FENSTER - FENETRE 985x1336 TAK.1.106.PSP.f DGP+		2		
		DOOR - TÜR - PORTE 1244x1957 TUK.2.066.PVP.MMWb DGP+		1		