

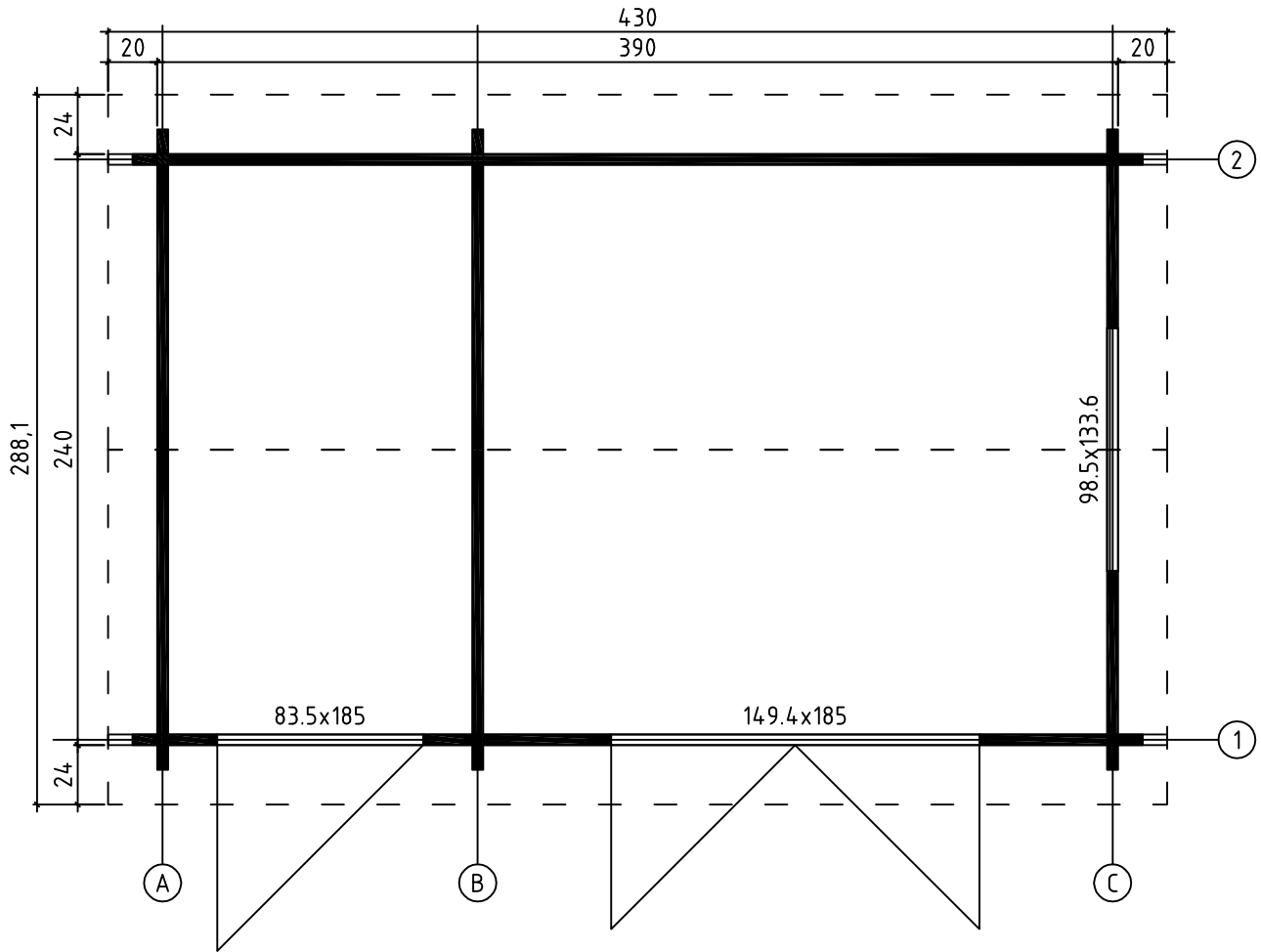
Wrexham 1
Art. Nr. 4416602
1/8



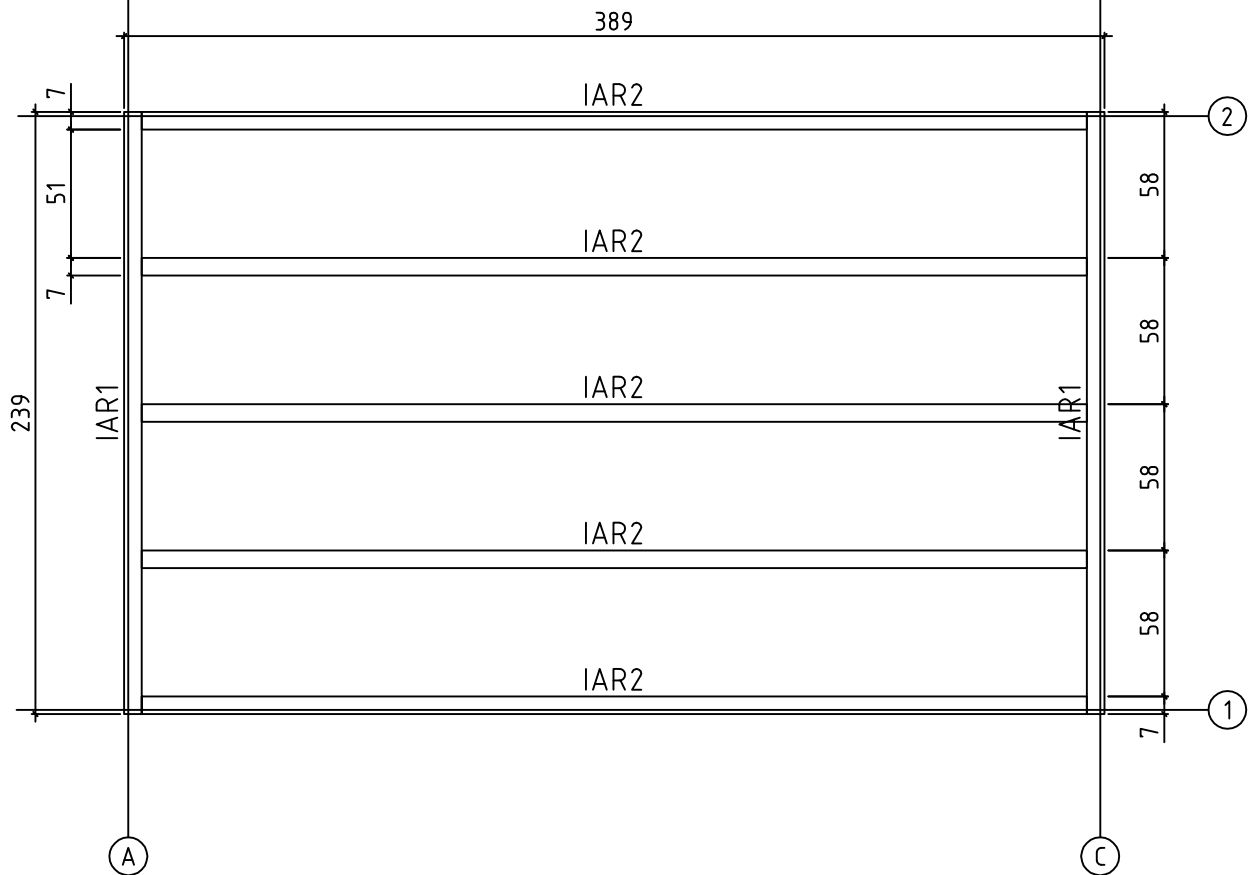
6.04.2016

Art.Nr. 4416602

GROUNDPLAN - GRUNDPLAN - PLAN DE MASSE

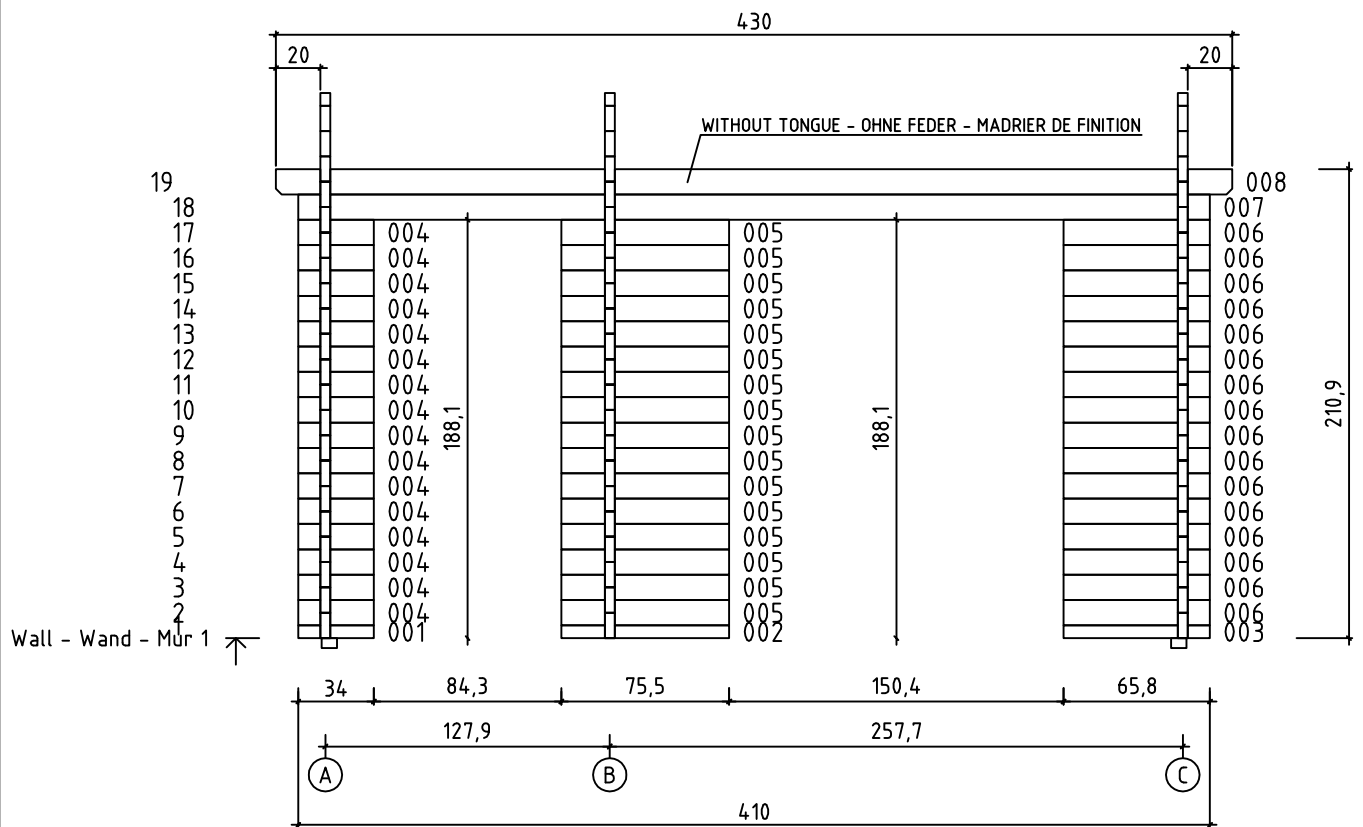
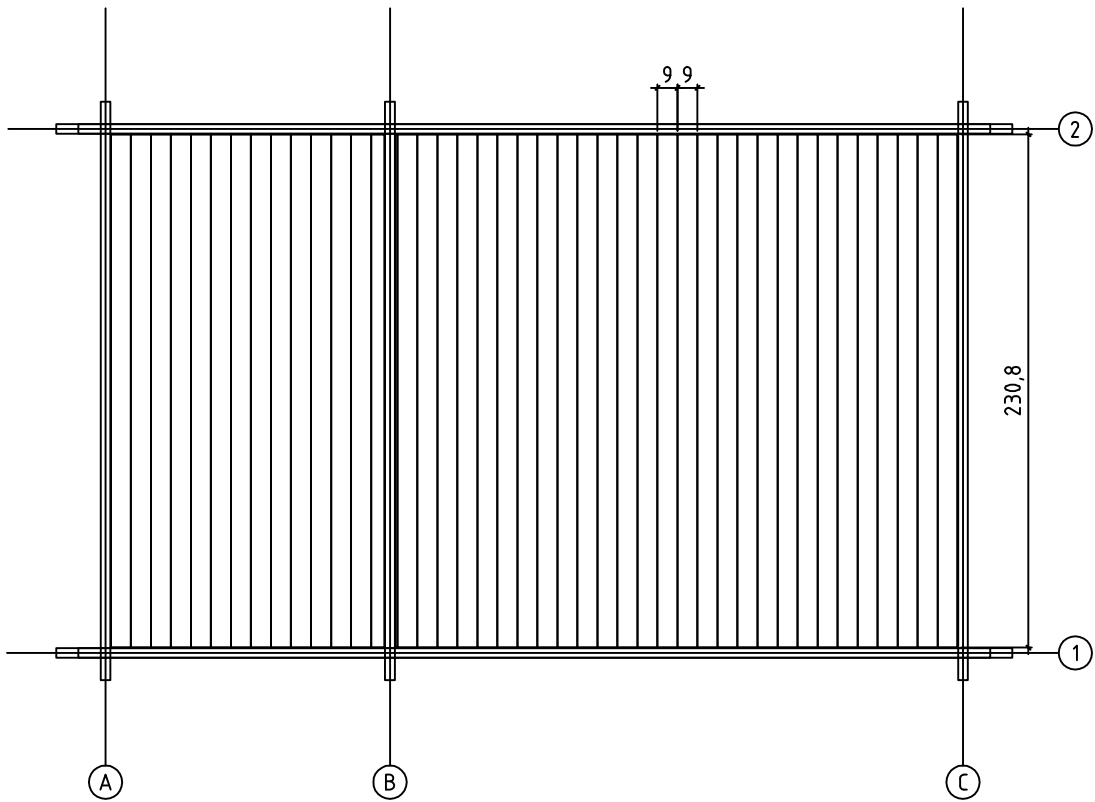


FOUNDATION - FUNDAMENT - FONDATION

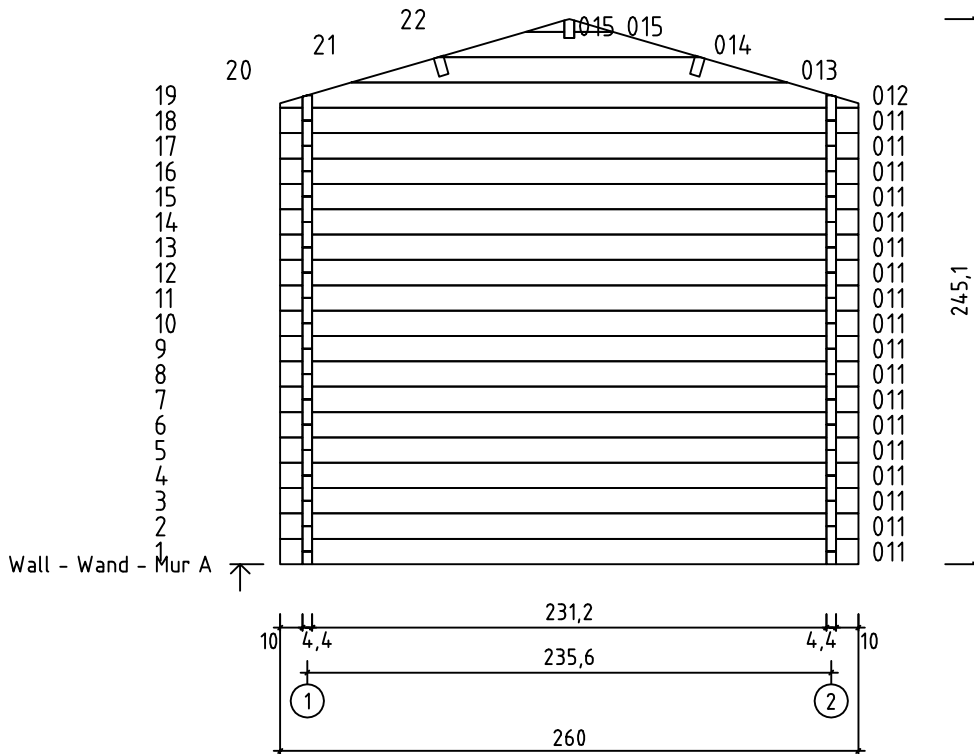
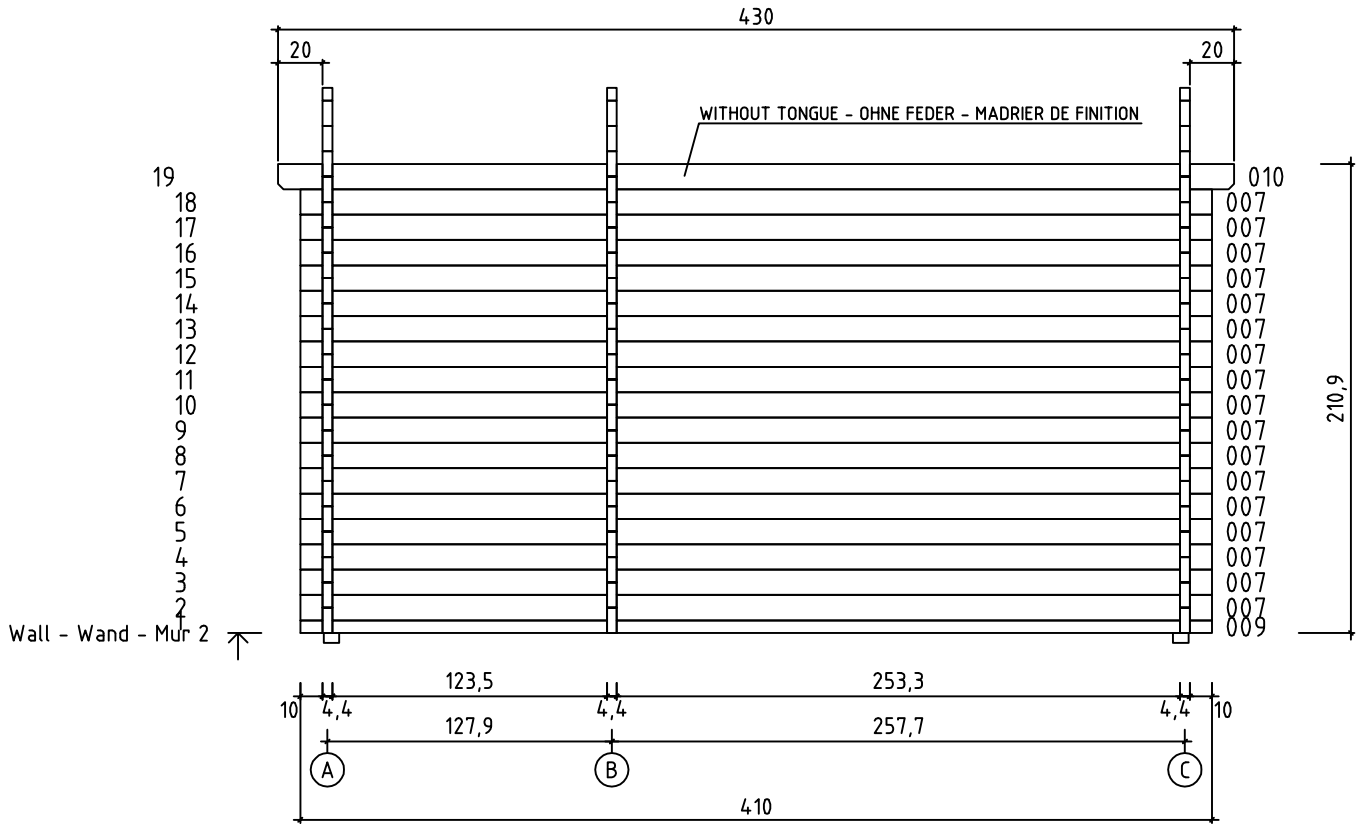


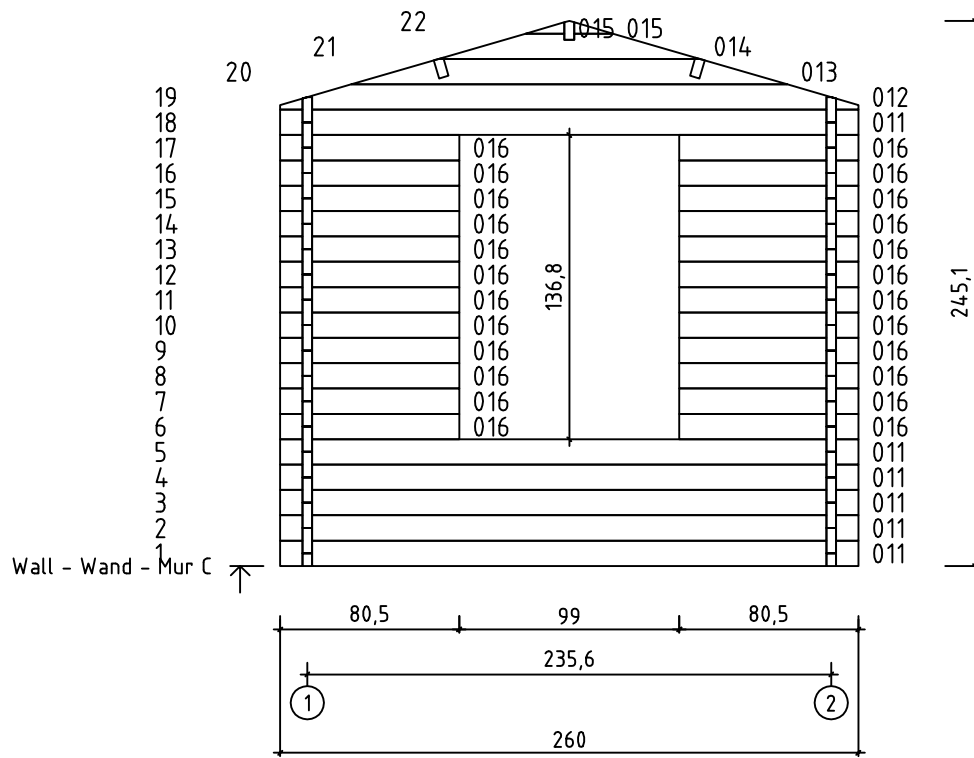
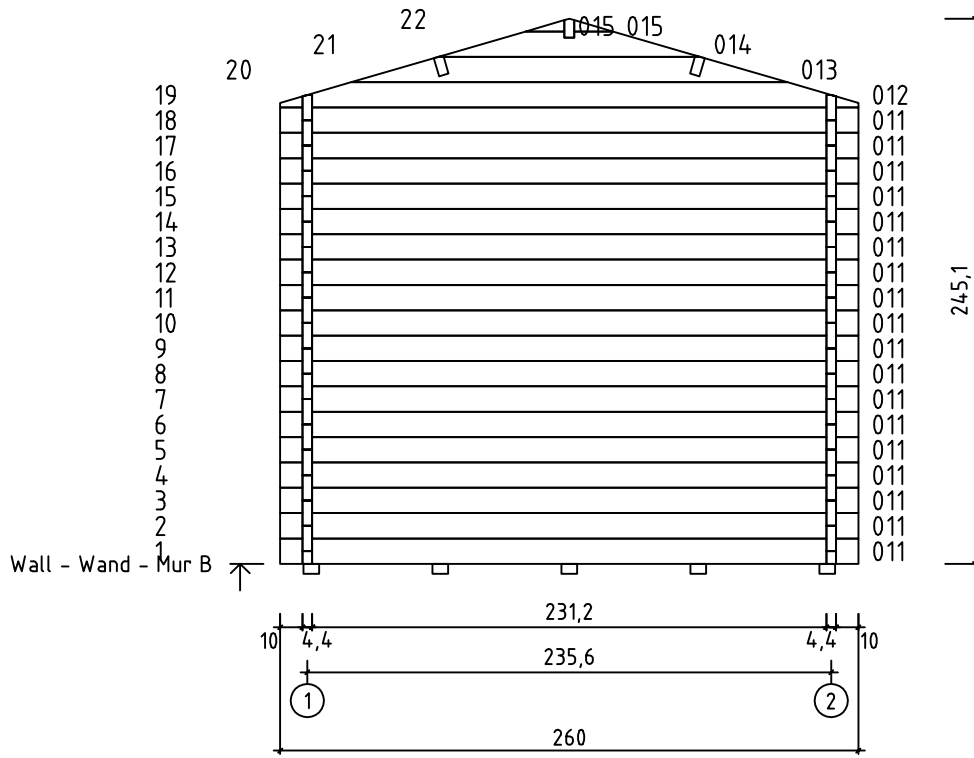
Art.Nr. 4416602

FLOOR BOARDS - FUSSBODENBRETTER - LAME DE PLANCHER





















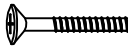



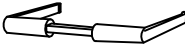




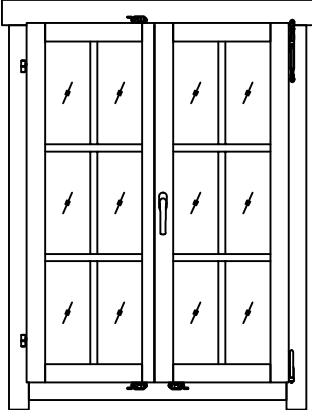
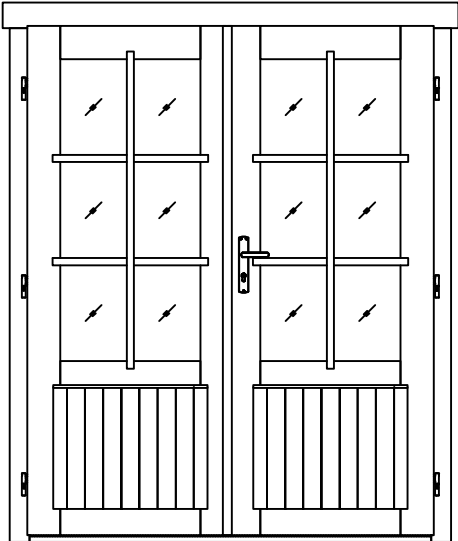
Art.Nr. 4416602





Pos	06.04.2016	Piecelist - Stücklist - Liste des composants Art.Nr. 4416602	6/8	Q.	P. (mm)	L. (mm)
001				1	44x57	340
002				1	44x57	755
003				1	44x57	658
004				16	44x114	340
005				16	44x114	755
006				16	44x114	658
007				18	44x114	4100
008				1	44x120	4300
009				1	44x57	4100
010				1	44x120	4300
011				4.2	44x114	2600
016				24	44x114	805
WA-1 WB-1 WC-1				1 1 1		
IAR2	FOUNDATION - FUNDAMENT - FONDATION 			5	70x45	3750
IAR1	FOUNDATION - FUNDAMENT - FONDATION 			2	70x45	2390
PR1	ROOF BEAM - DACHBALKEN - PANNE DE TOIT 			1	44x140	4300
A-PR1	ROOF BEAM - DACHBALKEN - PANNE DE TOIT 			2	44x140	4300
	FLOOR BOARDS - FUSSBODENBRETTER - LAME DE PLANCHER 			43	90x18	2308
	ROOF BOARDS - DACHBRETTER - VOLIGES 			96	90x18	1500
	FLOOR FILLET - FUSSBODENLEISTE - CORNIERE DE FINITION DU PLANCHER 				18x18	16.75
	ROOFING FELT FILLET - DACHPAPPENLEISTE - BAGUETTE DE FIXATION DU FEUTRE BITUMEUX 			4	18x58	1550
TB-1	EAVES BOARD - TRAUFBRETT - BANDEAU DE TOIT 			2	18x90	4300
DRV-1	ROOF EDGE REINFORCEMENT - DACHRANDVERSTÄRKUNG - CORNIERE DE RENFORT DE BORD DE TOIT 			2	28x34	4300
KFS-1	STORM PROTECTION - STURMLEISTE - - LATTE ANTI-TEMPETE 			4	22x45	2050

Pos	06.04.2016	Piecelist - Stücklist - Liste des composants Art.Nr. 4416602	7/8	Q.	P. (mm)	L. (mm)
		GABLE MOULDING - GIEBELLEISTE - - PLANCHE DE RIVE		4	18x120	1550
FS2		WINDOW HANDLE FITTINGS - FENSTERGRIFF - POIGNEE DE FENETRE		1	FG10.AL	
HS1		SCREW FOR GEORGIAN BARS - SCHRAUBE FÜR SPROSSEN - VIS DE BARRES GEORGIENNE		24	2.5x20	
HS8		SCREW FOR GABLE SEGMENT - SCHRAUBEN FÜR DECKBLATT - VIS POUR FIXATION LOSANGE DE FINITION		4	3.5x35	
HS9		SCREW FOR GABLE MOULDING - SCHRAUBEN FÜR GIEBELLEISTE - VIS DE FIXATION POUR PLANCHE DE RIVE		24	3.5x50	
HS4		SCREW FOR WINDOW FILLET - SCHRAUBE FÜR GLASLEISTE - VIS DE FILET DE FENETRE		3	3x30	
HS4		SCREW FOR DOOR FILLET - SCHRAUBE ZUR BEFESTIGUNG TÜRLEISTE - VIS D'ASSEMBLAGE DU CADRE DE PORTE		5	3x30	
HS12		SCREW FOR EAVES BOARDS - SCHRAUBEN FÜR TRAUFBRETTEN - VIS DE FIXATION POUR BANDEAU DE TOIT		20	4x40	
HS12		SCREW FOR ROOF EDGE REINFORCEMENT - SCHRAUBEN FÜR DACHRANDVERSTÄRKUNG - VIS POUR RENFORT DE BORD DE TOIT		20	4x40	
HS18		SCREW FOR FOUNDATION - SCHRAUBEN ZUR BEFESTIGUNG FUNDAMENT - VIS DE FIXATIONS DES POUTRELLES DE FONDATIONS		10	5x120	
HS18		SCREW FOR ROOF BEAMS - SCHRAUBEN FÜR DACHBALKEN - VIS POUR PANNE DE TOIT		15	5x120	
HS16		SCREW FOR 1. WALL BEAM - SCHRAUBE FÜR 1. BOHLENREIHE - VIS DE FIXATIONS 1ère RANGÉE DE MADRIERS AVEC POUTRELLES DE FONDATIONS		9	5x90	
HS16		SCREW FOR DOOR JAMB - SCHRAUBE FÜR TÜRRAHMEN - VIS DE FIXATION POUR MONTANT DE PORTE		4	5x90	
HS25		SCREW FOR DOORSTEP - SCHRAUBEN FÜR SWELLE - VIS DE FIXATION DU SEUIL DE PORTE		5	4.5x65	
NF2		ZN NAIL FOR FLOOR FILLET - ZN NÄGEL FÜR FUSSBODENLEISTE - POINTE POUR CORNIERE DE FINITION DU PLANCHER		34	1.4x40	
SH44		HAMMER BLOCK - SCHLAGHOLZ - CALLE DE FRAPPE		1		
SFS		NUT FOR STORM PROTECTION - SCHRAUBENMUTTER FÜR STURMLEISTE - ÉCROU POUR LAME ANTI-TEMPETE		8	D8	
NF4		ZN NAIL FOR ROOF - ZN NÄGEL FÜR DACHBRETTEN - POINTES DE FIXATIONS DES VOLIGES DE TOIT		306	2x50	
NF4		ZN NAIL FOR FLOOR - ZN NÄGEL FÜR FUSSBODENBRETTEN - CLOUS POUR PLANCHER		225	2x50	
NF5		ZN NAIL FOR ROOFING FELT FILLET - ZN NÄGEL FÜR DACHPAPPENLEISTE - POINTE POUR BAGUETTE FIXATION FEUTRE BITUMEUX		16	2x40	
BFS		BOLT FOR STORM PROTECTION - BOLZEN FÜR STURMLEISTE - VIS POUR LAME ANTI-TEMPETE		8	8x80	
		MALE BOLT HINGE FOR DOOR - TÜRRIEGEL - PARTIE MALE DE PAUMELLE DE PORTE		6	14x80	
GS		GABLE SEGMENT - DECKBLATT - LOSANGE DE FINITION		2		
DFS		WASHER FOR STORM PROTECTION - DICHTSCHEIBE FÜR STURMLEISTE - RONDELLE POUR LAME ANTI-TEMPETE		8	D8	
TL4		DOOR HANDLE FITTINGS - TÜRGRIF - SET DE GARNITURES DE SERRURE DE PORTE		2		

Pos	06.04.2016	Piecelist - Stücklist - Liste des composants Art.Nr. 4416602	8/8	Q.	P. (mm)	L. (mm)
TL5	SET OF DOOR LOCK COVERS - SCHLOSSBLENDEN - SET DE GARNITURES DE SERRURE DE PORTE			2		
	CYLINDER LOCK - ZYLINDERSCHLOSS - BARILLET DE PORTE			2	30x35	
	WINDOW - FENSTER - FENETRE 985x1336 DGP+		TAK.1.106.PSP.f	1		
						
	DOOR - TÜR - PORTE 1494x1850 DGP+		TUK.2.066.PVP.MMWg	1		
						
	DOOR - TÜR - PORTE 835x1850 TP+		UL.2.100.IVV.MMWa	1		
	