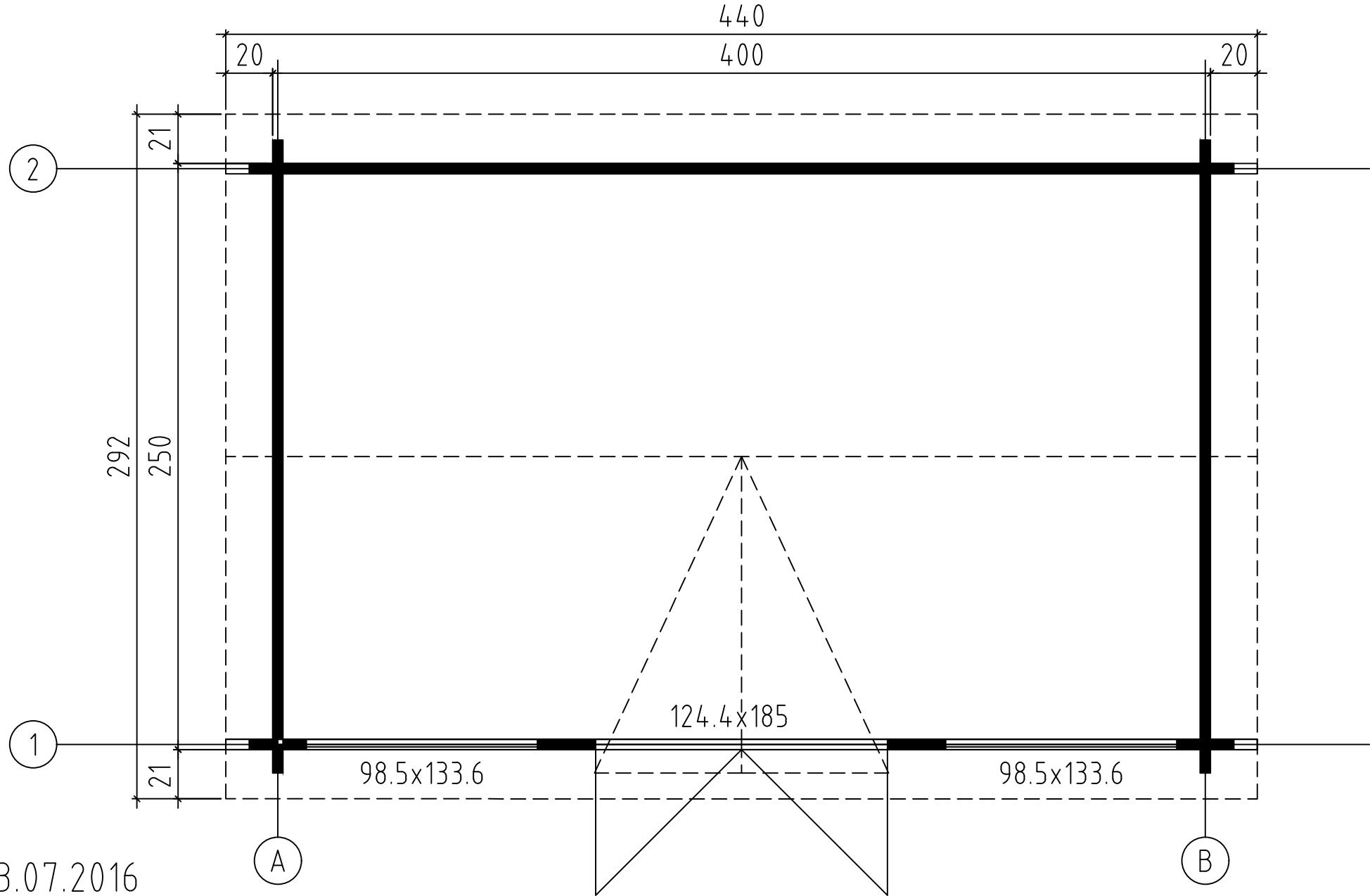


Kensington
Art. Nr. 4414340
1/10



Art.Nr. 4414340

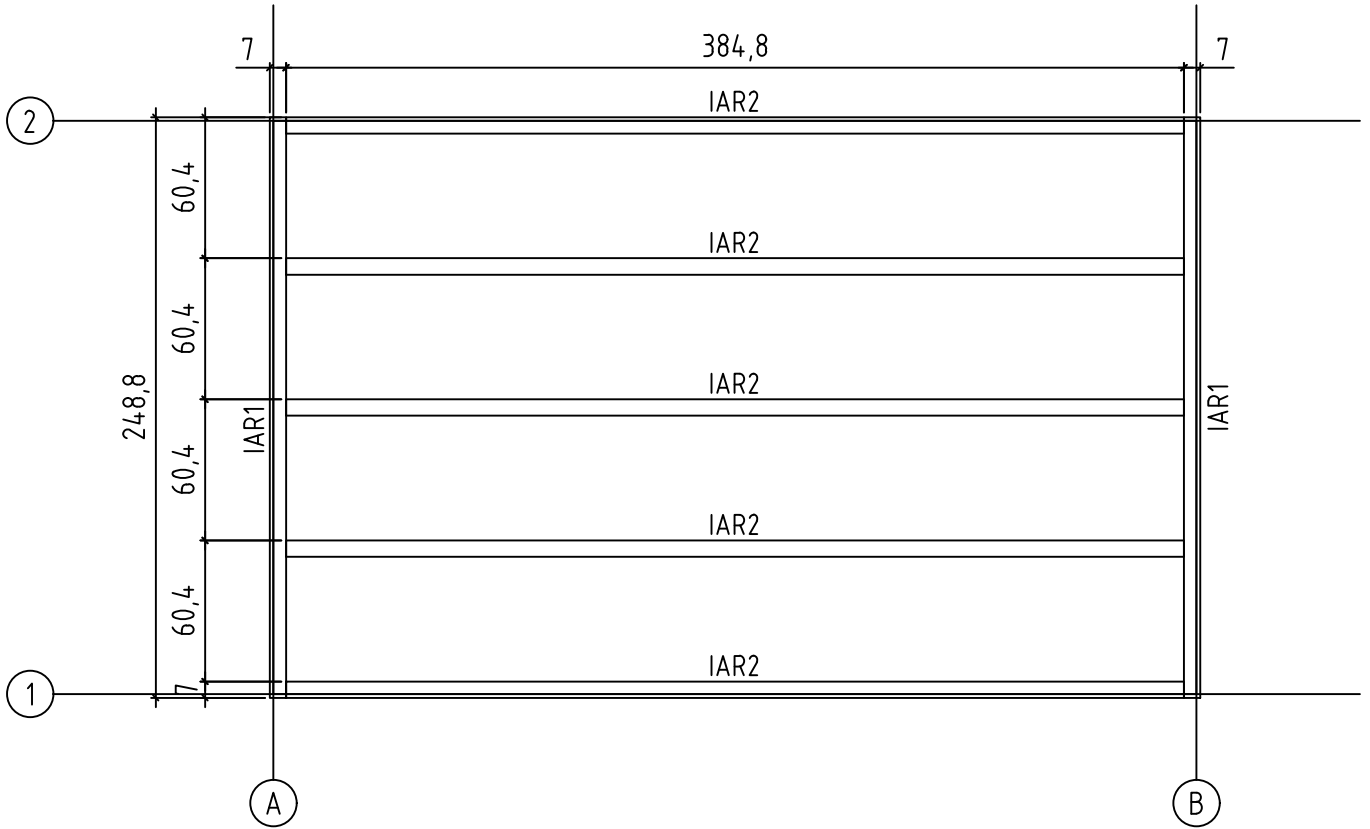
GROUNDPLAN - GRUNDPLAN - PLAN DE MASSE



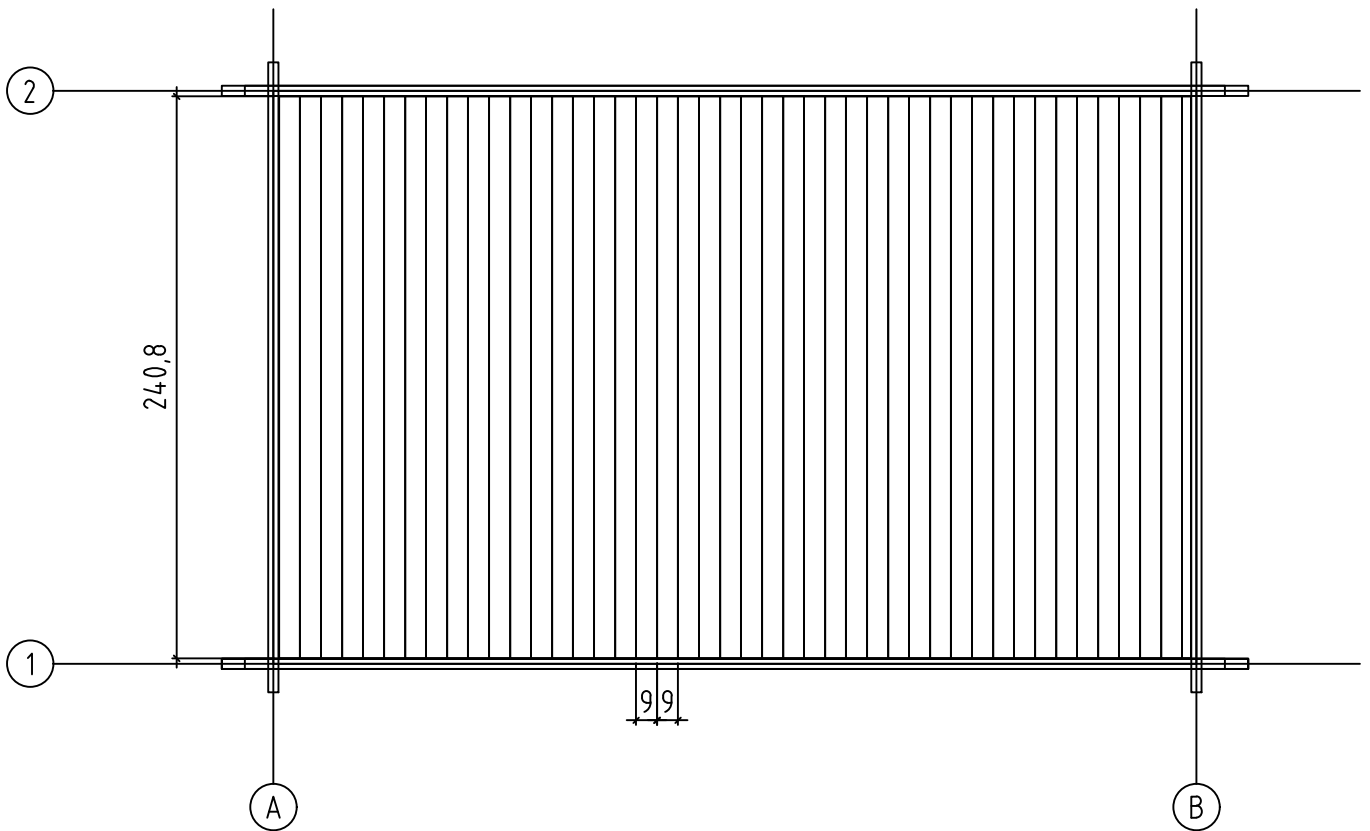
13.07.2016


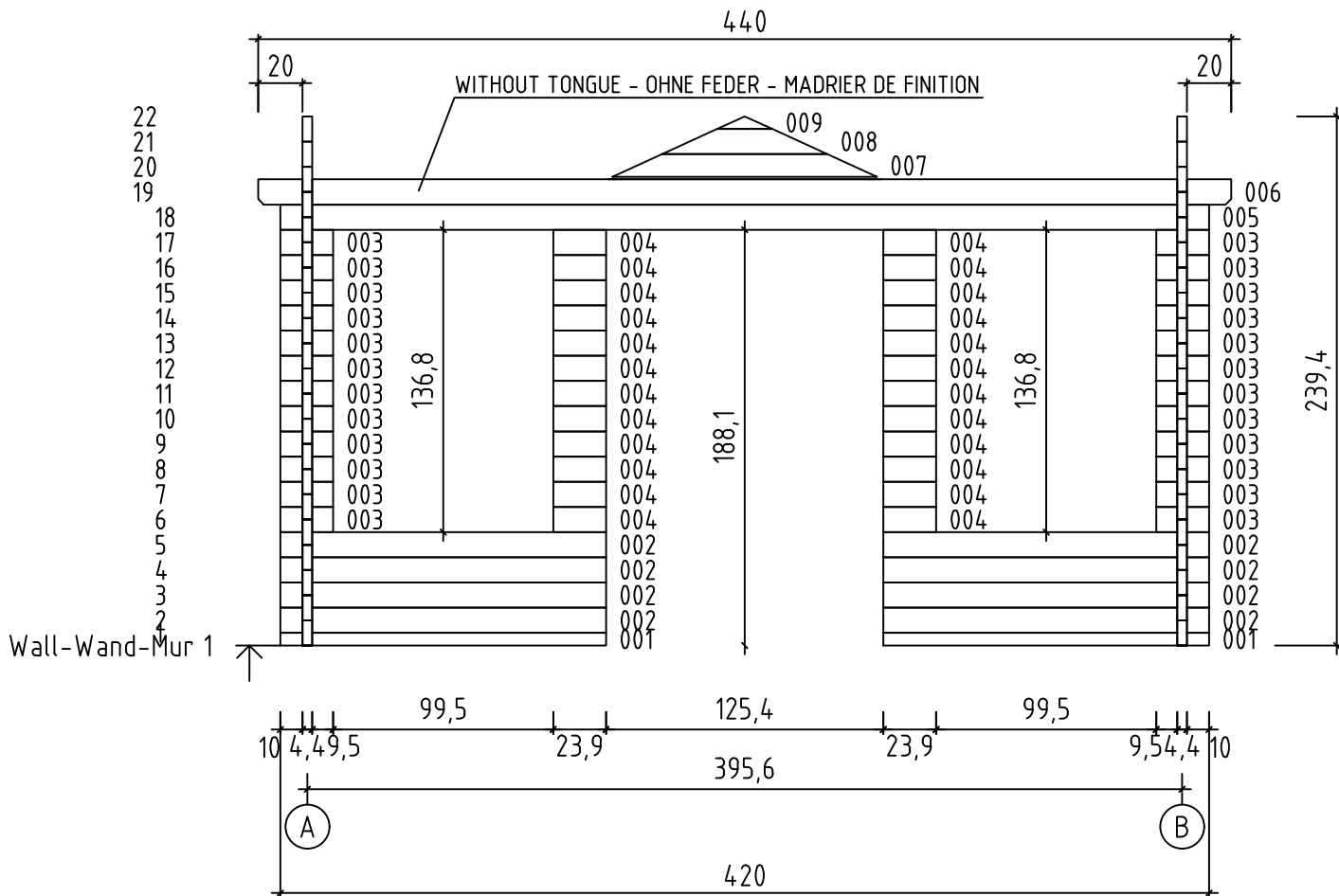
2/10

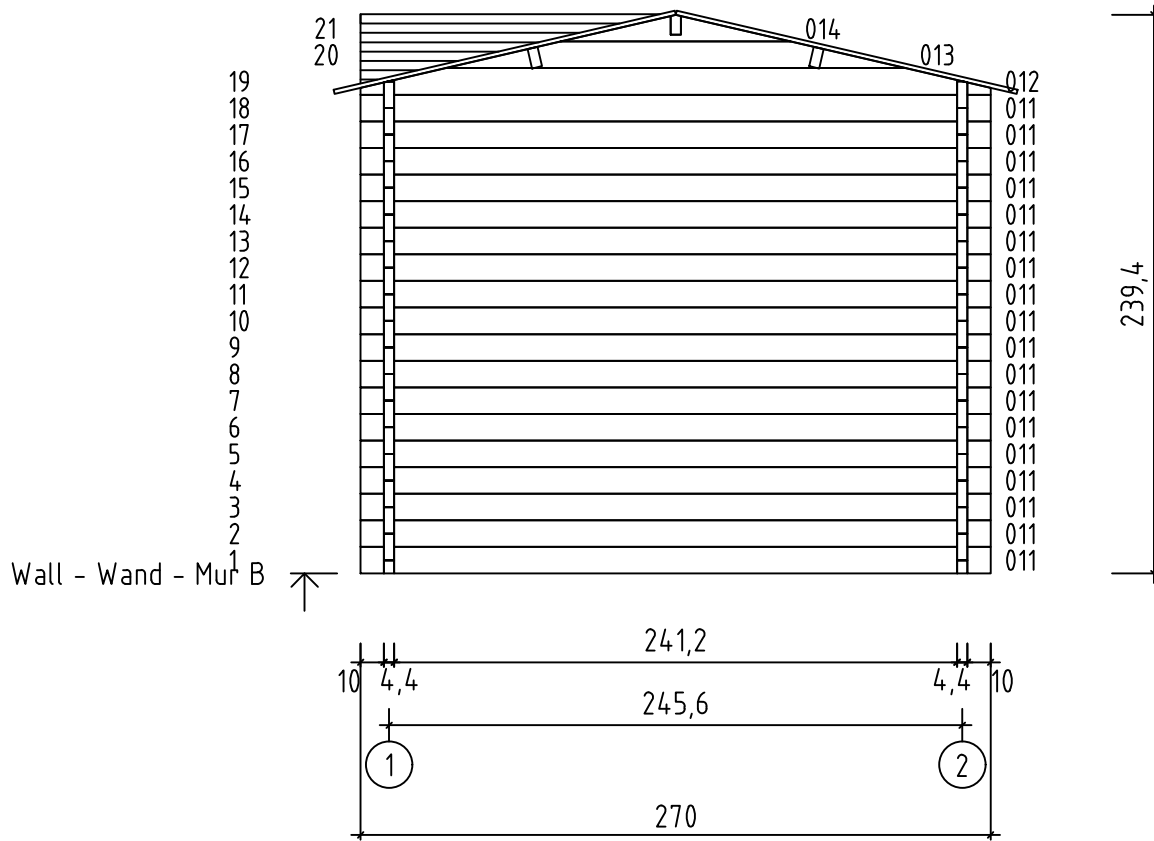
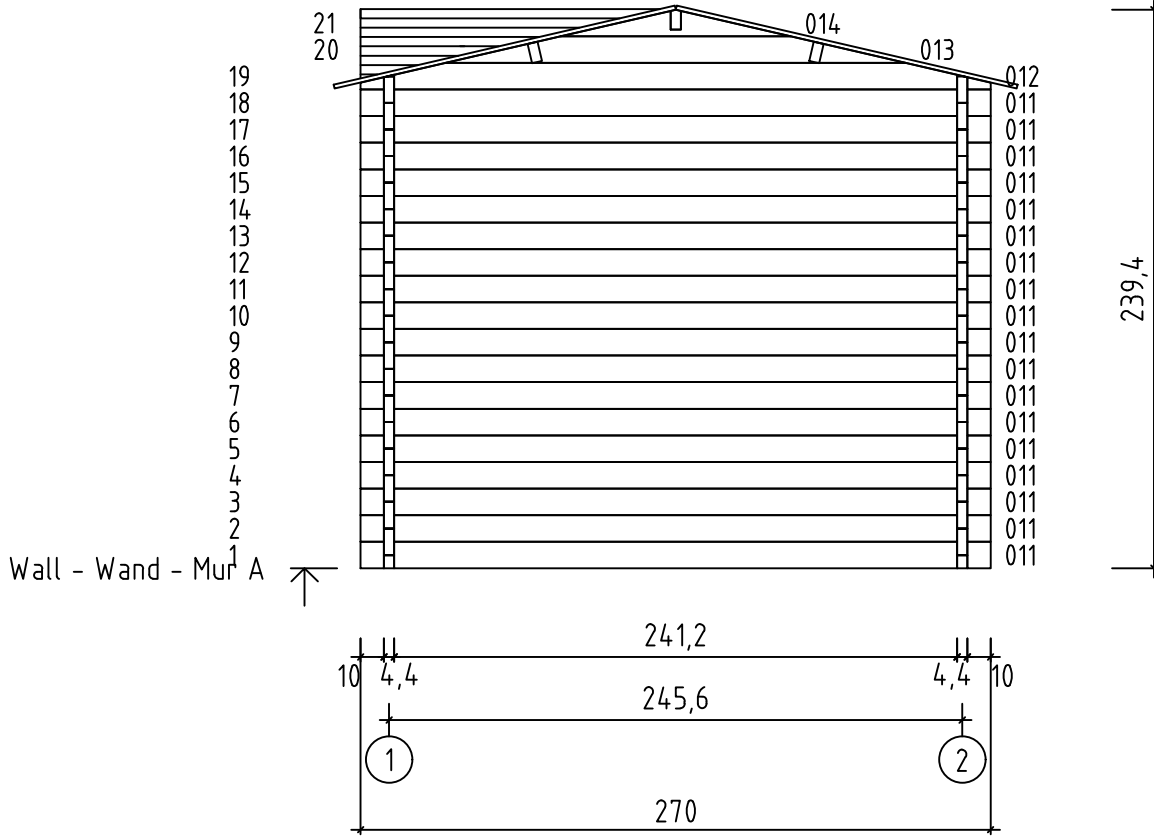
FOUNDATION - FUNDAMENT - FONDATION

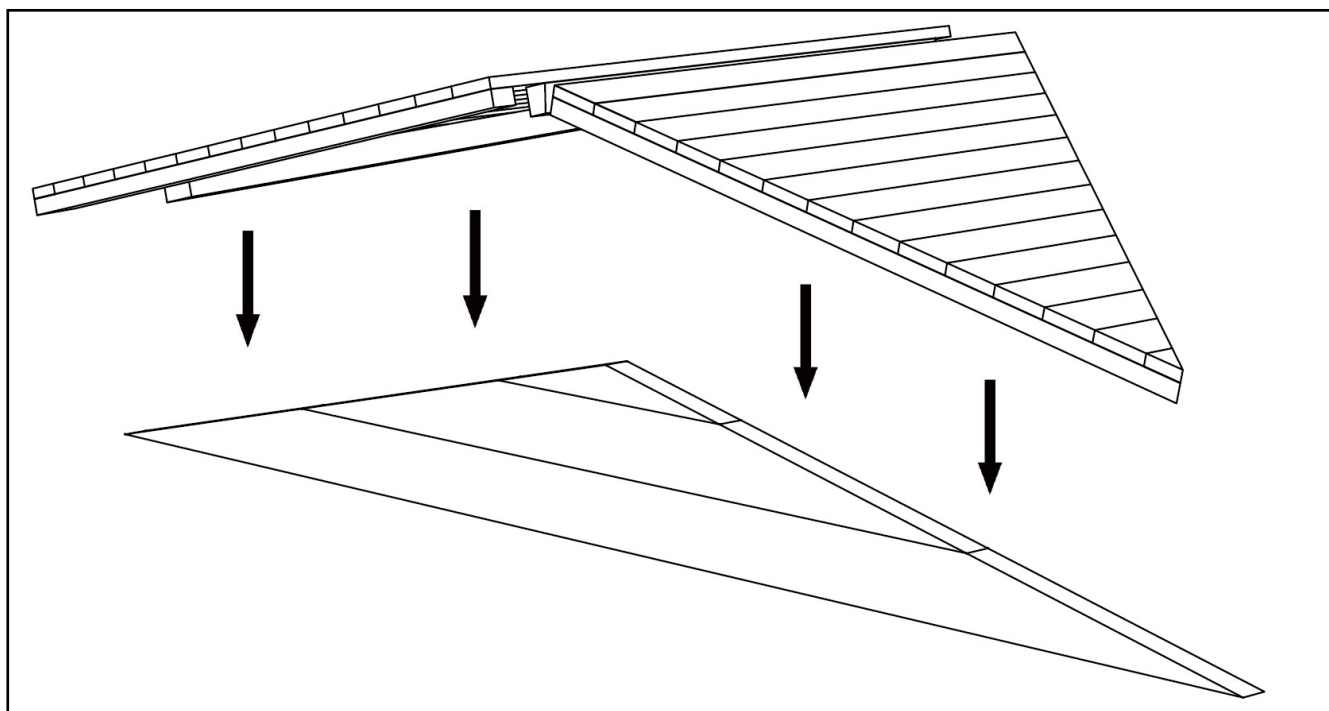
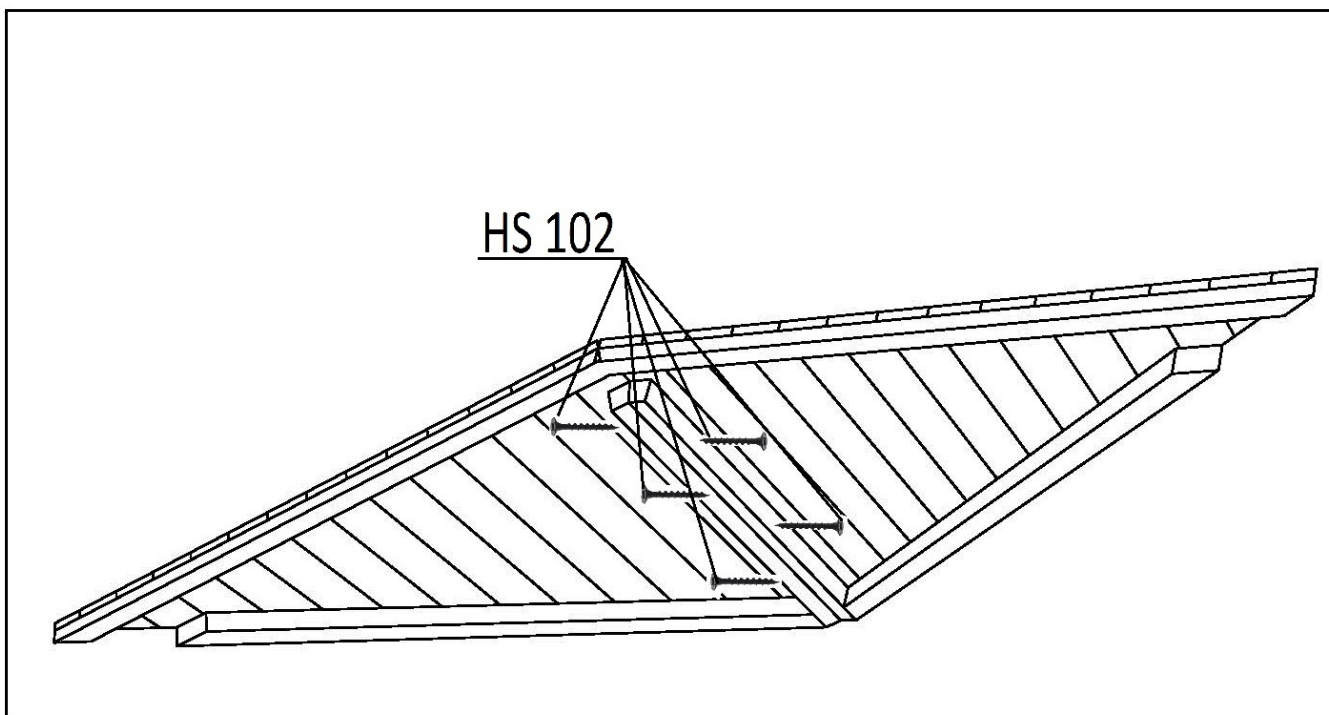


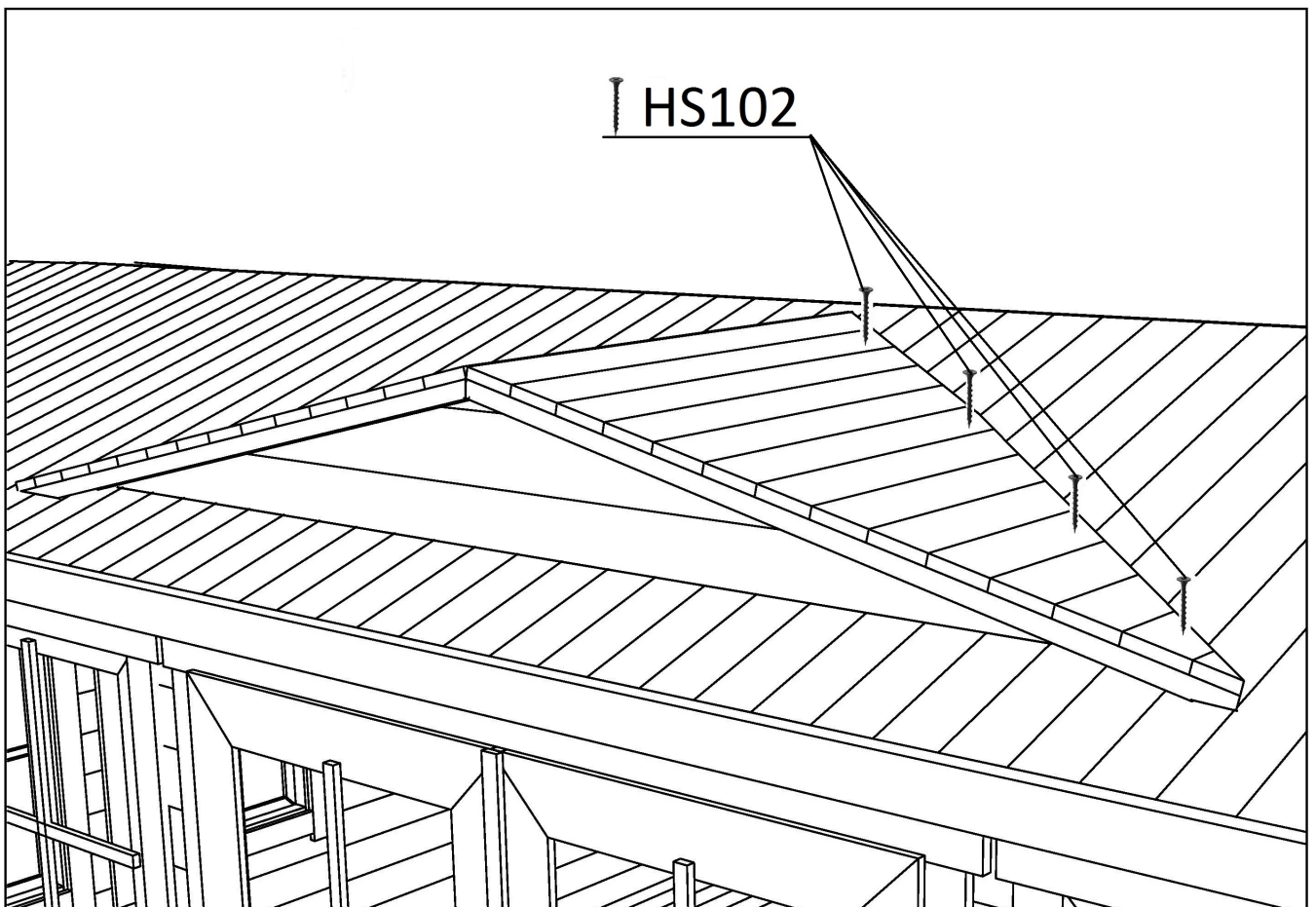
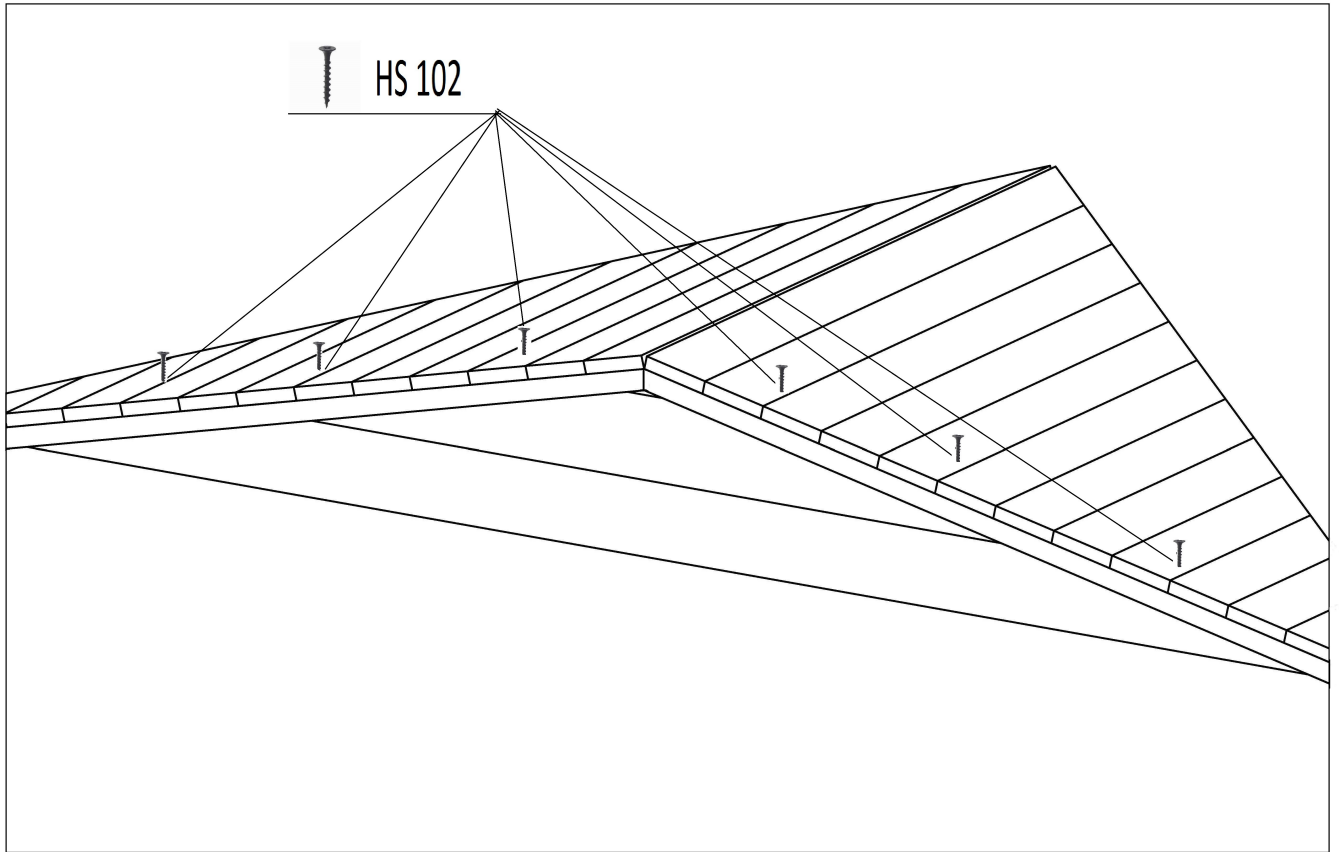
FLOOR BOARDS - FUSSBODENBRETTER - LAME DE PLANCHER

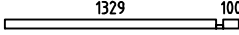
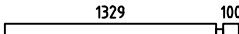


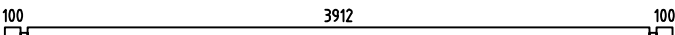
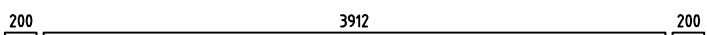
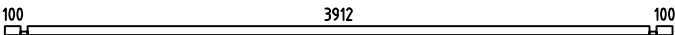
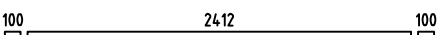
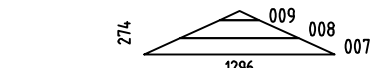
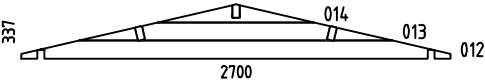
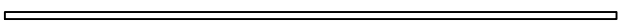

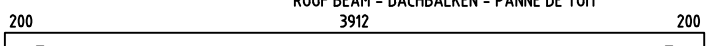
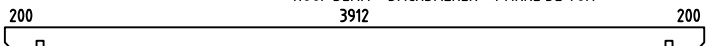

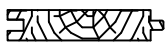



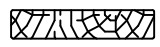

























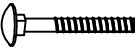



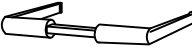




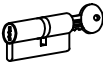
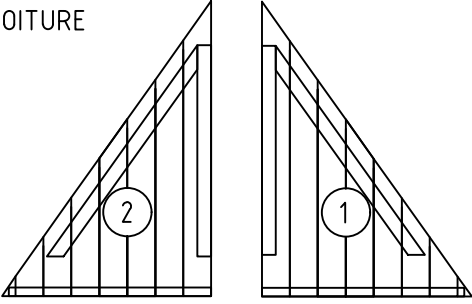
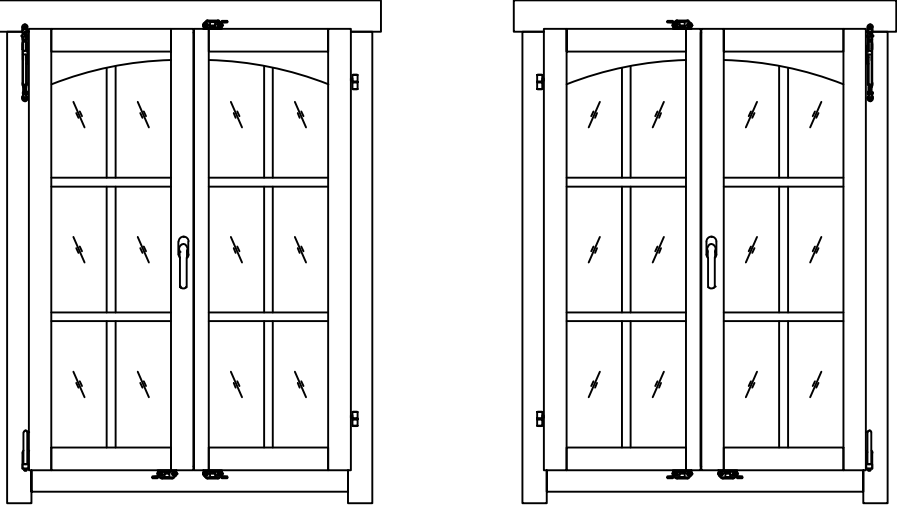
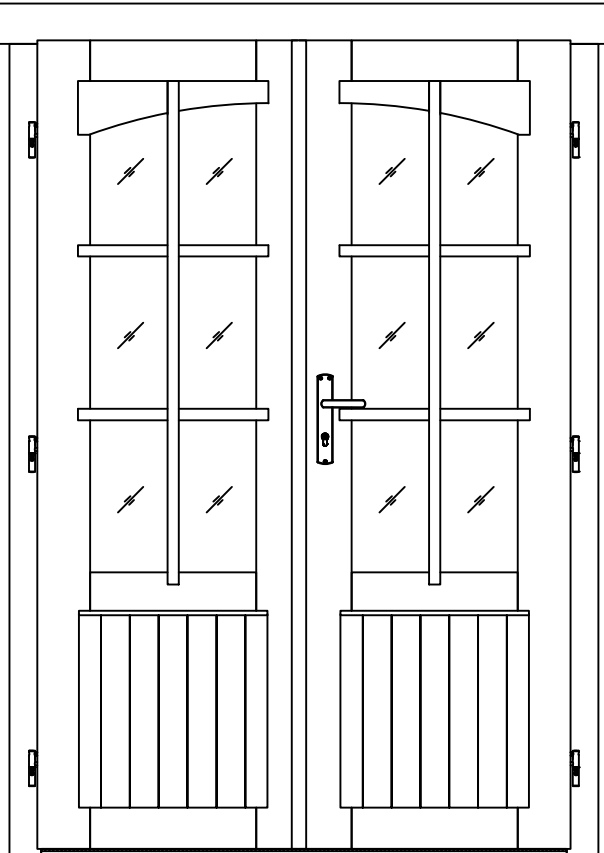






| Pos | 13.07.2016 | Piece list - Stückliste - Liste des pièces Art.Nr. 4414340 | 8/10 | Q. | P (mm) | L (mm) |
|--------|------------|---|------|----|-----------|-----------|
| 001 | |  | | 2 | 44x57 | 1473 |
| 002 | |  | | 8 | 44x114 | 1473 |
| 003 | |  | | 24 | 44x114 | 244 |
| 004 | |  | | 24 | 44x114 | 234 |
| 005 | |  | | 18 | 44x114 | 4200 |
| 006 | |  | | 2 | 44x120 | 4400 |
| 010 | |  | | 1 | 44x57 | 4200 |
| 011 | |  | | 36 | 44x114 | 2700 |
| W1-1 | |  | | 1 | | |
| WA-1 | |  | | 1 | | |
| WB-1 | | | 1 | | | |
| IAR2 | | FOUNDATION - FUNDAMENT - FONDATION  | | 5 | 70x45 | 3848 |
| IAR1 | | FOUNDATION - FUNDAMENT - FONDATION  | | 2 | 70x45 | 2488 |
| PR11 | | ROOF BEAM - DACHBALKEN - PANNE DE TOIT  | | 1 | 44x140 | 4400 |
| A.PR21 | | ROOF BEAM - DACHBALKEN - PANNE DE TOIT  | | 2 | 44x140 | 4400 |
| FB | | FLOOR BOARDS - FUSSBODENBRETTER - LAME DE PLANCHER  | | 44 | 90x18 | 2408 |
| DB | | ROOF BOARDS - DACHBRETTER - VOLIGES  | | 98 | 90x18 | 1500 |
| FL | | FLOOR FILLET-FUSSBODENLEISTE - CORNIERE DE FINITION DU PLANCHER  | | | 18x18 | 12.63 |
| DPL | | ROOFING FELT FILLET - DACHPAPPENLEISTE - BAGUETTE DE FIXATION DU FEUTRE BITUMEUX  | | 4 | 18x58 | 1550 |
| DPL | | ROOFING FELT FILLET - DACHPAPPENLEISTE - BAGUETTE DE FIXATION DU FEUTRE BITUMEUX  | | 2 | 18x58 | 720 |
| TB | | EAVES BOARD - TRAUFBRETT - BANDEAU DE TOIT  | | 2 | 18x90 | 4400 |
| DRV | | ROOF EDGE REINFORCEMENT - DACHRANDVERSTÄRKUNG - CORNIERE DE RENFORT DE BORD DE TOIT  | | 2 | 28x34 | 4400 |
| KFS | | STORM PROTECTION - STURMLEISTE - LATTE ANTI-TEMPETE  | | 4 | 22x45 | 2050 |
| GL | | GABLE MOULDING - GIEBELLEISTE - PLANCHE DE RIVE  | | 4 | 18x120 | 1550 |
| GL1 | | GABLE MOULDING - GIEBELLEISTE - PLANCHE DE RIVE  | | 2 | 18x90 | 720 |
| HS88 | | VIS DE BARRES GEORGIENNE SCREW FOR GEORGIAN BARS - SCHRAUBE FÜR SPROSSEN -  | | 24 | 2.5x20 | |

| Pos | 13.07.2016 | Piece list - Stückliste - Liste des pièces Art.Nr. 4414340 | 9/10 | Q. | P (mm) | L (mm) |
|-------|--|---|------|--------|-----------|-----------|
| HS89 | SCREW FOR GEORGIAN BARS - SCHRAUBE FÜR SPROSSEN - VIS DE BARRES GEORGIENNE |  | 12 | 2.5x20 | | |
| HS12 | SCREW FOR GABLE SEGMENT - SCHRAUBEN FÜR DECKBLATT - VIS POUR FIXATION LOSANGE DE FINITION |  | 6 | 3.5x50 | | |
| HS16 | SCREW FOR GABLE MOULDING - SCHRAUBEN FÜR GIEBELLEISTE - VIS DE FIXATION POUR PLANCHE DE RIVE |  | 24 | 3.5x50 | | |
| HS3 | SCREW FOR DOOR FILLET - SCHRAUBE ZUR BEFESTIGUNG TÜRLEISTE - VIS D'ASSEMBLAGE DU CADRE DE PORTE |  | 5 | 3x30 | | |
| HS32 | SCREW FOR EAVES BOARDS - SCHRAUBEN FÜR TRAUFBRETT - VIS DE FIXATION POUR BANDEAU DE TOIT |  | 20 | 4x40 | | |
| HS26 | SCREW FOR ROOF EDGE REINFORCEMENT - SCHRAUBEN FÜR DACHRANDVERSTÄRKUNG - VIS POUR RENFORT DE BORD DE TOIT |  | 20 | 4x40 | | |
| HS102 | SCREW FOR ROOF SHIELD - SCHRAUBEN FÜR ELEMENT - VIS DE FIXATION DE PANNEAU DE TOITURE |  | 27 | 4x60 | | |
| HS43 | SCREW FOR ROOF BEAMS - SCHRAUBEN FÜR DACHBALKEN - VIS POUR PANNE DE TOIT |  | 8 | 5x120 | | |
| HS40 | SCREW FOR 1. WALL BEAM - SCHRAUBE FÜR 1. BOHLENREIHE - VIS DE FIXATION DES FONDATIONS |  | 8 | 5x90 | | |
| HS39 | SCREW FOR FUNDAMENT - SCHRAUBEN ZUR BEFESTIGUNG FUNDAMENT - VIS POUR FONDATION |  | 10 | 5x90 | | |
| HS41 | SCREW FOR DOOR JAMB - SCHRAUBE FÜR TÜRRAHMEN - VIS DE FIXATION POUR MONTANT DE PORTE |  | 4 | 5x90 | | |
| FS3 | WINDOW HANDLE FITTINGS-FENSTERGRIFF - POIGNÉE D'OUVERTURE DE FENETRE |  | 2 | | | |
| NFF | ZN NAIL FOR FLOOR FILLET - ZN NÄGEL FÜR FUSSBODENLEISTE - POINTE POUR CORNIERE DE FINITION DU PLANCHER |  | 26 | 1.4x40 | | |
| SH44 | HAMMER BLOCK - SCHLAGHOLZ - CALLE DE FRAPPE |  | 1 | | | |
| MS | SCREW FOR DOORSTEP - SCHRAUBEN FÜR TÜRSCHWELLE - VIS DE FIXATION DU SEUIL DE PORTE |  | 3 | 4.5x65 | | |
| NFD | ZN NAIL FOR ROOFING FELT FILLET - ZN NÄGEL FÜR DACHPAPPENLEISTE - POINTE POUR BAGUETTE FIXATION FEUTRE BITUMEUX |  | 22 | 2x40 | | |
| GS | GABLE SEGMENT-DECKBLATT - LOSANGE DE FINITION |  | 3 | | | |
| SFS | NUT FOR STORM PROTECTION - SCHRAUBENMUTTER FÜR STURMLEISTE - ÉCROU POUR LAME ANTI-TEMPETE |  | 8 | | | |
| BFS | BOLT FOR STORM PROTECTION - BOLZEN FÜR STURMLEISTE - VIS POUR LAME ANTI-TEMPETE |  | 8 | | | |
| DFS | WASHER FOR STORM PROTECTION - DICHTSCHEIBE FÜR STURMLEISTE - RONDELLE POUR LAME ANTI-TEMPETE |  | 8 | | | |
| NF2 | ZN NAIL FOR ROOF - ZN NÄGEL FÜR DACHBRETT - POINTE POUR TOIT |  | 306 | 2x50 | | |
| NH1 | ZN NAIL FOR FLOOR - ZN NÄGEL FÜR FUSSBODENBRETT - CLOUS POUR PLANCHER |  | 225 | 2x50 | | |
| TS3 | DOOR HANDLE FITTINGS-TÜRGRIF - SET DE GARNITURES DE SERRURE DE PORTE |  | 1 | | | |
| TS4 | SET OF DOOR LOCK COVERS - SCHLOSSBLENDEN - SET DE GARNITURES DE SERRURE DE PORTE |  | 1 | | | |
| TS2 | MALE BOLT HINGE FOR DOOR - TÜRRIEGEL - PARTIE MALE DE CHARNIERE DE PORTE |  | 6 | 14x80 | | |

| Pos | 13.07.2016 | Piece list - Stückliste - Liste des pièces Art.Nr. 4414340 | 10/10 | Q. | P (mm) | L (mm) |
|-----|---|---|--------|-------|-----------|-----------|
| TS6 | CYLINDER LOCK - ZYLINDERSCHLOSS - CYLINDRE DE SERRURE |  | 1 | 30x35 | | |
| | ROOF SHIELD - ELEMENT - PANNEAU DE TOITURE |  | 2 | | | |
| | WINDOW - FENSTER - FENETRE 985x1336 TAK.1.106.PSV.Kf DGP+A+ TAK.1.106.PSP.Kf DGP+A+ |  | 1 1 | | | |
| | DOOR - TÜR - PORTE 1244x1850 | TUK.2.066.PVP.MMKWe DGP+A+ | 1 | | | |
| |  | | | | | |